

**Bomba centrífuga bipartida axialmente**

**Bomba centrífuga partida axialmente**

**Axially split volute casing pumps**

**60 Hz, n = 880/1160/1750 1/min**

As curvas de performance são baseadas na tolerância da norma ISO 9906 - grau 2.

Os valores de NPSH mostrados nas curvas são valores medidos que correspondem a uma perda de pressão de 3%.

Valores de NPSH em carga parcial de operação:

Valores de NPSH para vazões abaixo do Q.min. indicados nas curvas só podem ser medidos com custos consideráveis. Os valores de NPSH nesta faixa de vazão não podem ser considerados como confiáveis.

As curvas características são informadas para líquido bombeado de densidade  $\rho=1.0 \text{ kg/dm}^3$  e viscosidade cinemática  $\nu$  até  $20 \text{ mm}^2/\text{s}$ . Se a densidade for  $\neq 1.0$ , o valor da potência deve ser multiplicado por  $\rho$ .

Para viscosidades  $> 20 \text{ mm}^2/\text{s}$ , é necessário verificar os efeitos da viscosidade na performance da bomba.

Em projetos de bombas especiais (mancais reforçados, selagem especial do eixo) as perdas por atrito devem ser consideradas e indicadas separadamente na folha de dados.

Este documento é de nossa propriedade. Não deve ser reproduzido nem mostrado ou cedido a terceiros. Qualquer infração está sujeita à penalidades.

Las curvas características se basan en la clase de recepción ISO 9906 - grado 2.

Los valores NPSH indicados en las hojas de curvas características son valores de medición, que corresponden a un descenso de la altura de elevación de 3%.

Valores NPSH trabajando la bomba en carga parcial:

Los valores NPSH para caudales menores de Q. min. mostradas en las curvas pueden ser medidos solamente con grandes dificultades. Las pruebas del NPSH en este sector de caudales non pueden realizarse.

Las alturas de elevación y las indicaciones sobre potencias requeridas son válidas para líquidos a impulsar con una densidad de  $\rho=1,0 \text{ kg/dm}^3$  y una viscosidad cinemática  $\nu$  hasta un máximo de  $20 \text{ mm}^2/\text{s}$ . Si la densidad  $\neq 1,0$  debe multiplicarse la potencia por  $\rho$ .

En caso de viscosidades  $> 20 \text{ mm}^2/\text{s}$  es preciso calcular los datos de agua fría correspondientes y determinar la influencia de la viscosidad en el rendimiento de las bombas. Para ejecuciones determinadas (cojinetes reforzados, juntas de eje determinadas) considerar la potencia de fricción e indicarla como potencia adicional en la hoja de datos.

Este impreso es de nuestra propiedad, no podrá reproducirse ni cederse a terceros. Las contravenciones se sancionan con pago de indemnizaciones por daños y perjuicios.

The performance curves are based on acceptance test class ISO 9906 - grade 2.

The NPSH values given in the performance curve sheets are measured values which correspond to a loss of discharge head of 3%.

NPSH values at part-load operation:

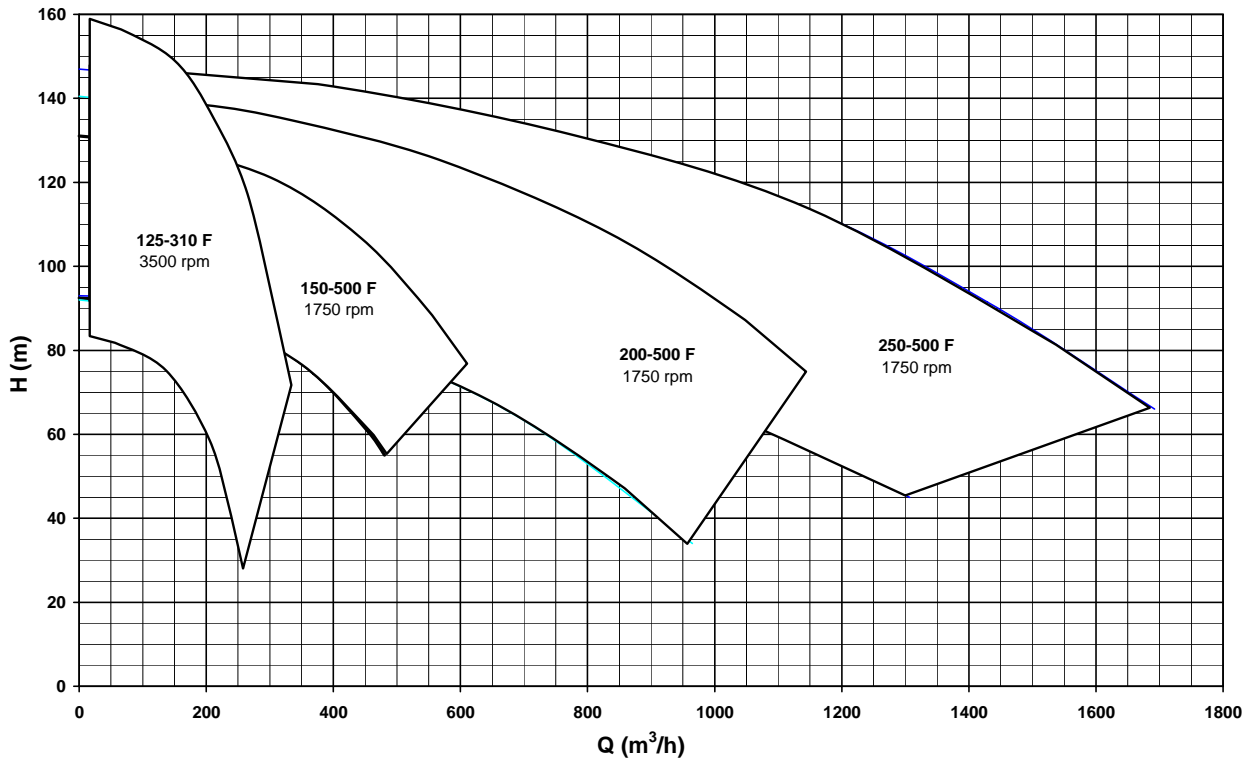
NPSH values for capacities below Q.min. shown on curves can only be measured at considerable expense. Evidence of NPSH values in this range cannot be supplied.

The total heads and the performance characteristics apply to media with a density  $\rho=1.0 \text{ kg/dm}^3$  and a kinematic viscosity  $\nu$  up to  $20 \text{ mm}^2/\text{s}$ . If the density is  $\neq 1.0$ , the friction must be multiplied by  $\rho$ .

For viscosities  $> 20 \text{ mm}^2/\text{s}$ , the cold water data must be calculated and effect of viscosity on pump performance must be determined. On special pump designs (reinforced bearings, special shaft seals) losses friction must be taken into account and indicated separately in the data sheet.

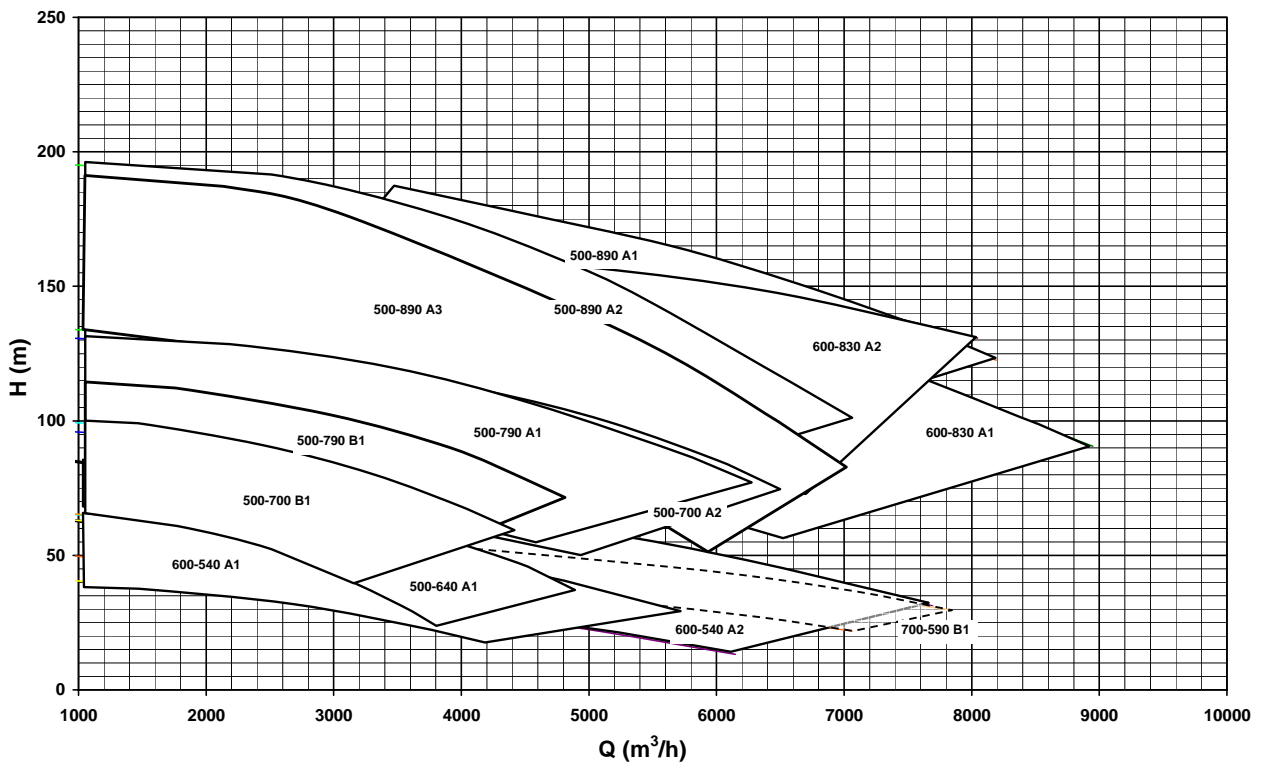
This document remains our property. It must neither be reproduced nor shown or ceded to third parties. Any infringement renders the offending party liable to damages.

Campos de aplicação / Campo de aplicación / Selection charts 1750/3500 rpm



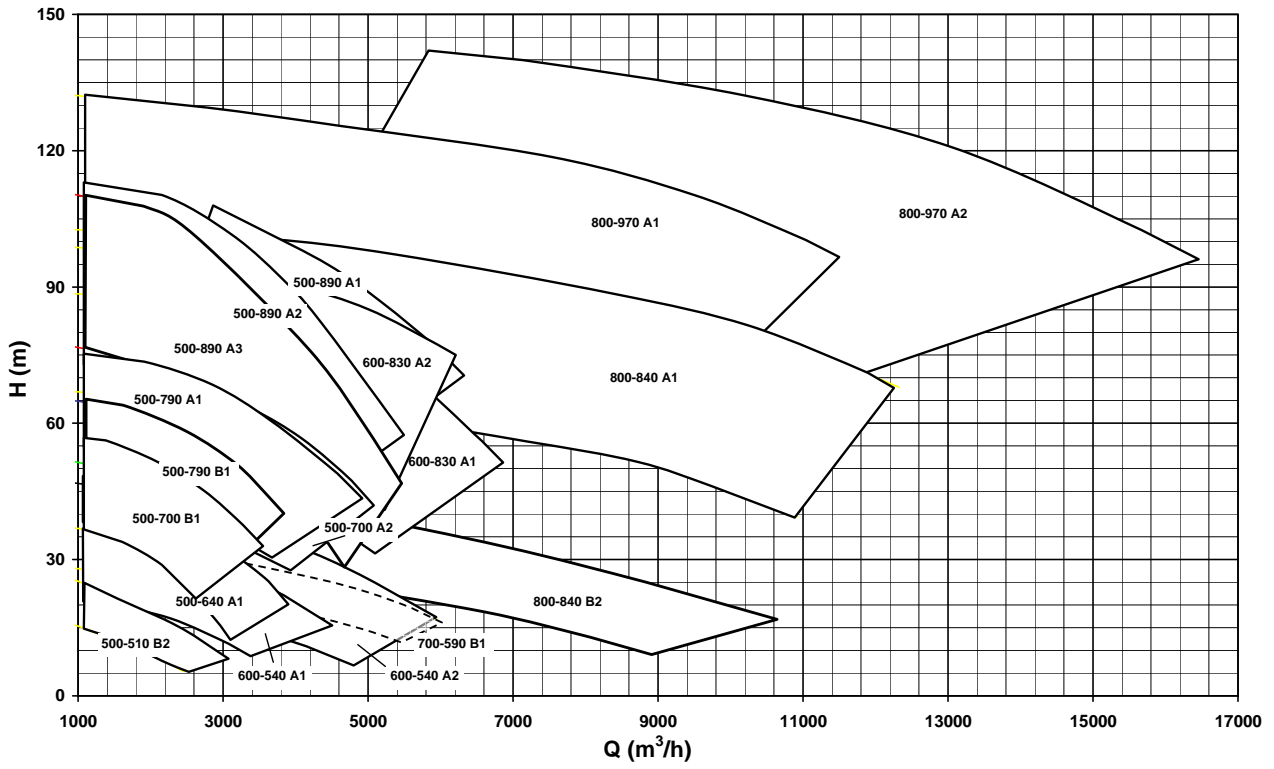
K-1385-B- 001

Campos de aplicação / Campo de aplicación / Selection charts 1160 rpm



K-1385-B- 002

Campo de aplicação / Campo de aplicacion / Selection charts 880 rpm



K-1385-B- 003

Bomba Tipo  
 Tipo de Bomba **KSB RDL**  
 Pump Type

Tamanho  
 Tamanho **125-310 F**  
 Size

60 Hz **KSB**

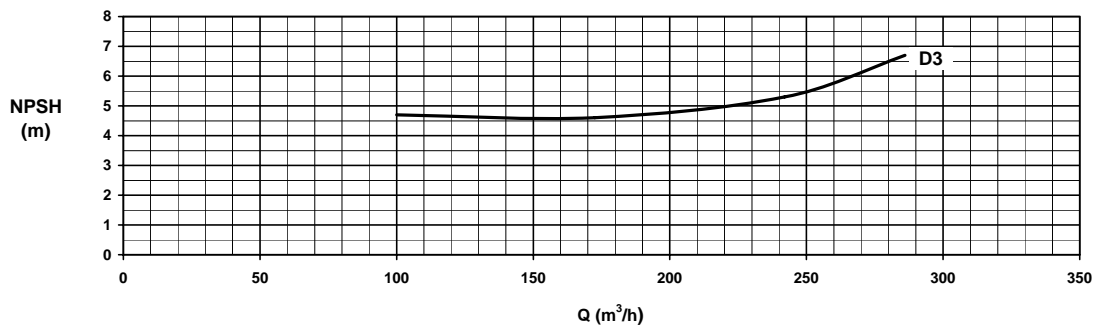
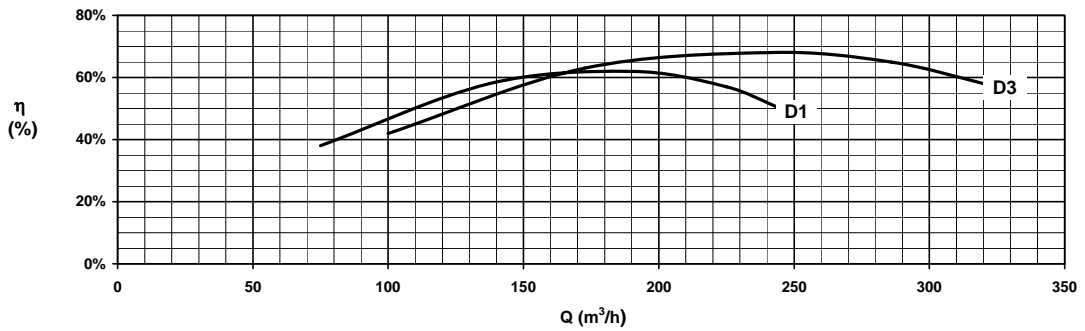
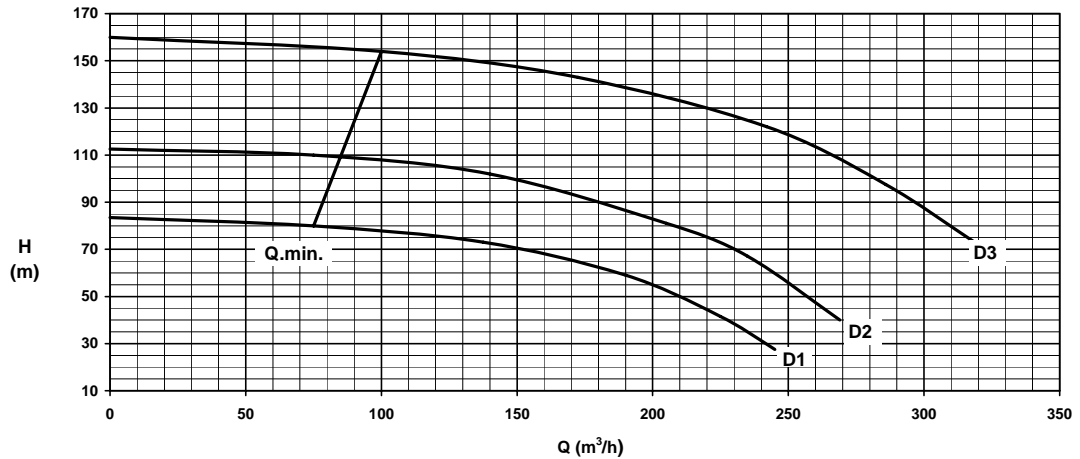
Oferta n° \_\_\_\_\_  
 Oferta - n° \_\_\_\_\_  
 Project - No. \_\_\_\_\_

Item n° \_\_\_\_\_  
 Pos. n° \_\_\_\_\_  
 Item - No. \_\_\_\_\_

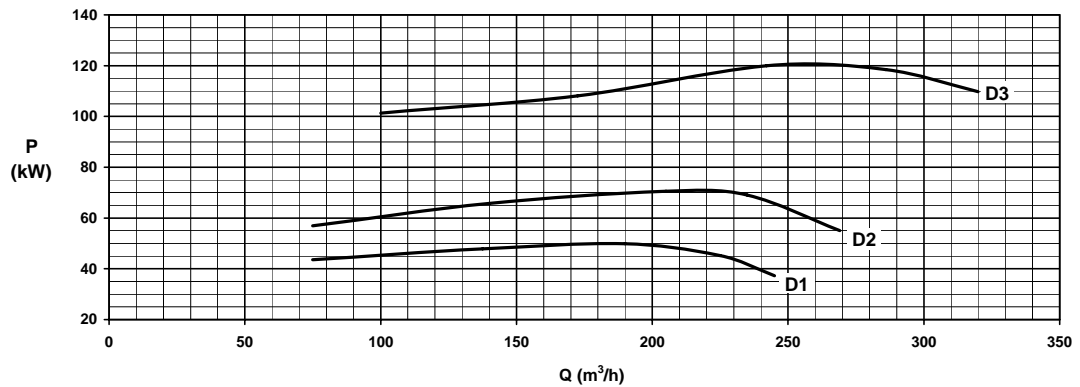
Velocidade Nominal  
 Velocidad Nominal **3500 rpm**  
 Nomimal Speed

D3 = 285 mm  
 D2 = 250 mm  
 D1 = 220 mm

Altura Manométrica  
 Altura Manométrica  
 Head



Potência Absorvida  
 Potencia Necesaria  
 Shaft Power



Q < Q<sub>opt.</sub> : NPSHA >= NPSH<sub>opt.</sub> + S  
 Q > Q<sub>opt.</sub> : NPSHA >= NPSH<sub>opt.</sub> + S  
 Material do rotor / Impeller material: S=0.0 (m)

Modelo do rotor / Modelo del Rodete / Impeller pattern: 26813

K-1385-B- 004

Dados válidos para densidade de 1 kg/dm³ e viscosidade cinemática até 20 mm²/s.  
 Datos válidos para densidad 1 kg/dm³ y viscosidad cinemática hasta 20 mm²/s.  
 Data applies to especific gravity 1.0 and kinematical viscosity up to 20 mm²/s.

Tolerâncias de performance conforme ISO 9906 grau 2.  
 Tolerancias de las curvas características según ISO 9906 grado 2.  
 Performance tolerance according to ISO 9906 grade 2.

Bomba Tipo  
 Tipo de Bomba **KSB RDL**  
 Pump Type

Tamanho  
 Tamanho **150-500 F**  
 Size

60 Hz **KSB**

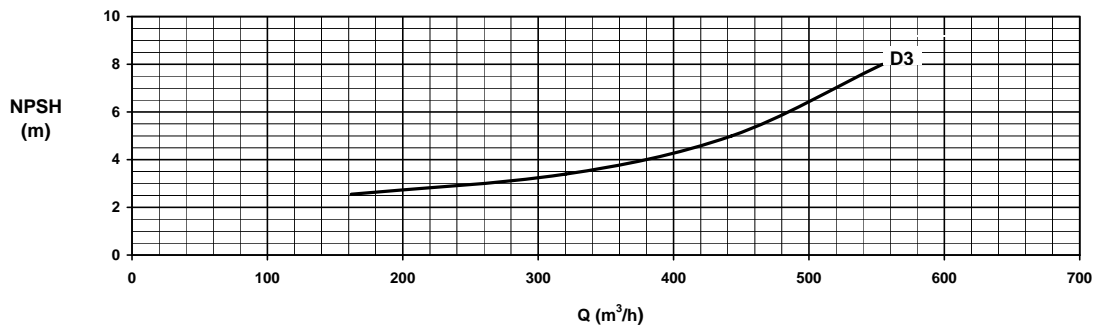
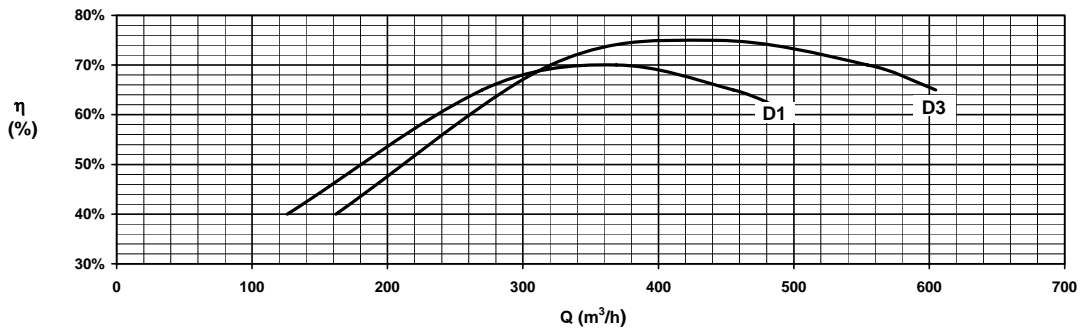
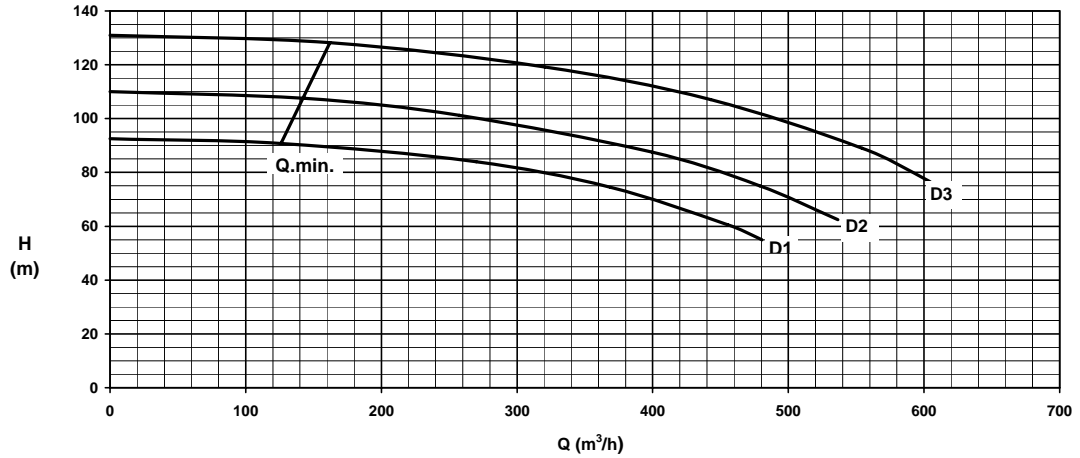
Oferta n° \_\_\_\_\_  
 Oferta - n° \_\_\_\_\_  
 Project - No. \_\_\_\_\_

Item n° \_\_\_\_\_  
 Pos. n° \_\_\_\_\_  
 Item - No. \_\_\_\_\_

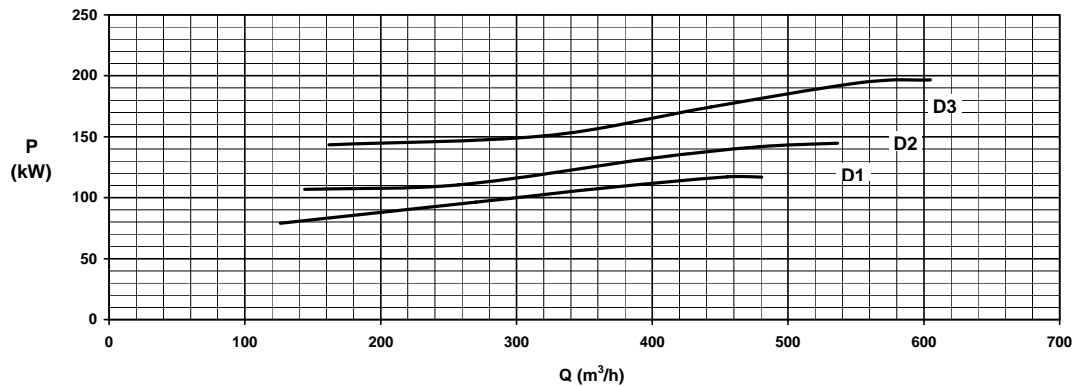
Velocidade Nominal  
 Velocidad Nominal **1750 rpm**  
 Nomimal Speed

D3 =500 mm  
 D2 =450 mm  
 D1 =420 mm

Altura Manométrica  
 Altura Manométrica  
 Head



Potência Absorvida  
 Potencia Necesaria  
 Shaft Power



Modelo do rotor / Modelo del Rodete / Impeller pattern: 26988

K-1385-B- 005/1

Dados válidos para densidade de 1 kg/dm³ e viscosidade cinemática até 20 mm²/s.  
 Datos válidos para densidad 1 kg/dm³ y viscosidad cinemática hasta 20 mm²/s.  
 Data applies to specific gravity 1.0 and kinematic viscosity up to 20 mm²/s.

Tolerâncias de performance conforme ISO 9906 grau 2.  
 Tolerancias de las curvas características según ISO 9906 grado 2.  
 Performance tolerance according to ISO 9906 grade 2.

Bomba Tipo  
 Tipo de Bomba **KSB RDL**  
 Pump Type

Tamanho  
 Tamanho **200-500 F**  
 Size

**60 Hz**  

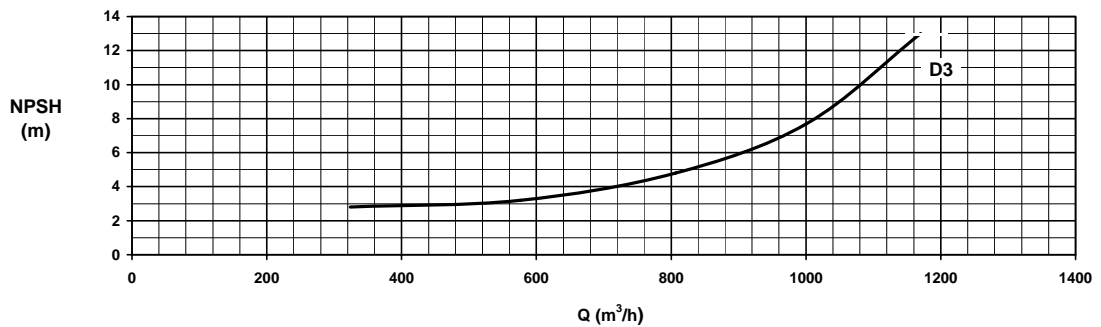
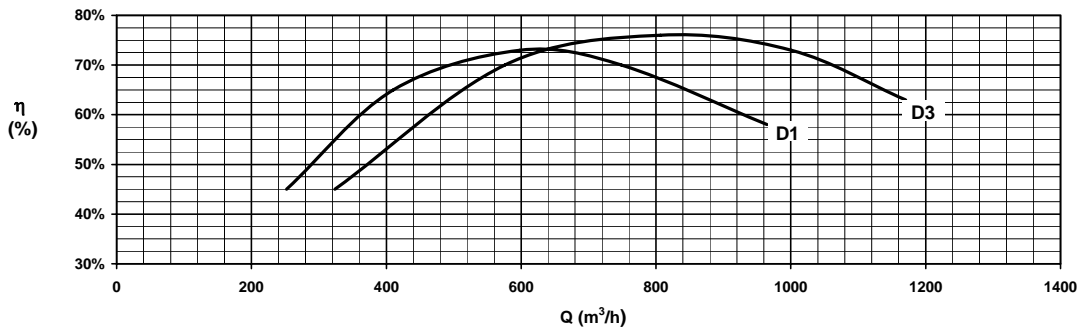
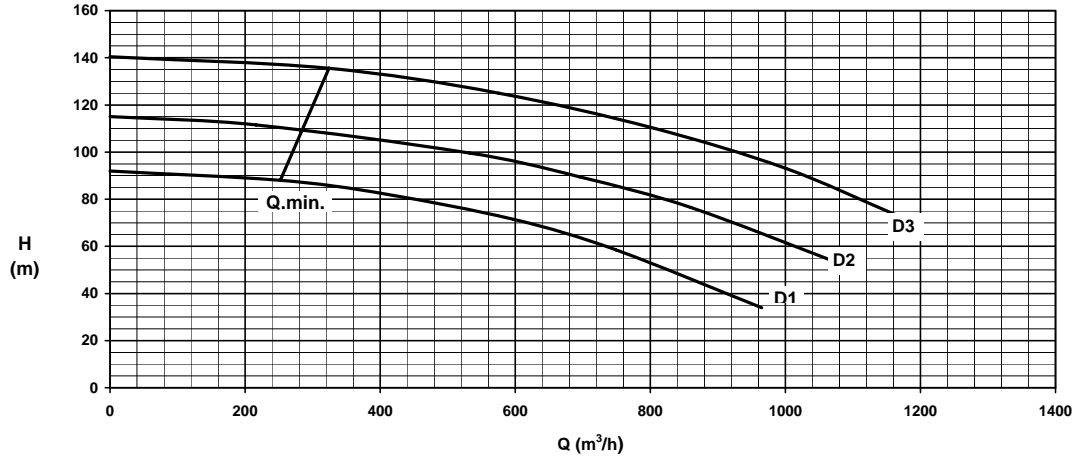

Oferta n° \_\_\_\_\_  
 Oferta - n° \_\_\_\_\_  
 Project - No. \_\_\_\_\_

Item n° \_\_\_\_\_  
 Pos. n° \_\_\_\_\_  
 Item - No. \_\_\_\_\_

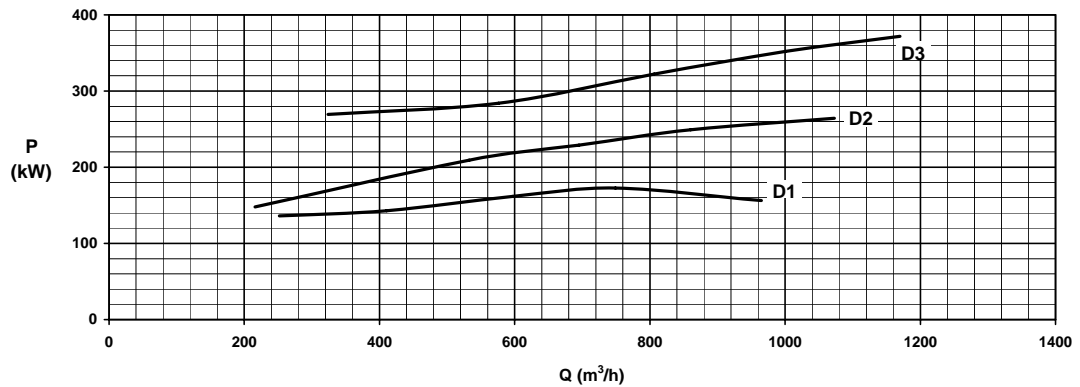
Velocidade Nominal  
 Velocidad Nominal **1750 rpm**  
 Nomimal Speed

D3 =525 mm  
 D2 =480 mm  
 D1 =430 mm

Altura Manométrica  
 Altura Manométrica  
 Head



Potência Absorvida  
 Potencia Necesaria  
 Shaft Power



Q < Q<sub>opt.</sub> : NPSHA >= NPSH<sub>opt.</sub> + S  
 Q > Q<sub>opt.</sub> : NPSHA >= NPSH<sub>opt.</sub> + S  
 Material do rotor / Impeller material: S=0.0 (m)

Modelo do rotor / Modelo del Rodete / Impeller pattern: 26627

K-1385-B- 006/1

Dados válidos para densidade de 1 kg/dm³ e viscosidade cinemática até 20 mm²/s.  
 Datos válidos para densidad 1 kg/dm³ y viscosidad cinemática hasta 20 mm²/s.  
 Data applies to specific gravity 1.0 and kinematic viscosity up to 20 mm²/s.

Tolerâncias de performance conforme ISO 9906 grau 2.  
 Tolerancias de las curvas características según ISO 9906 grado 2.  
 Performance tolerance according to ISO 9906 grade 2.

Bomba Tipo  
 Tipo de Bomba **KSB RDL**  
 Pump Type

Tamanho  
 Tamanho **250-500 F**  
 Size

60 Hz **KSB**

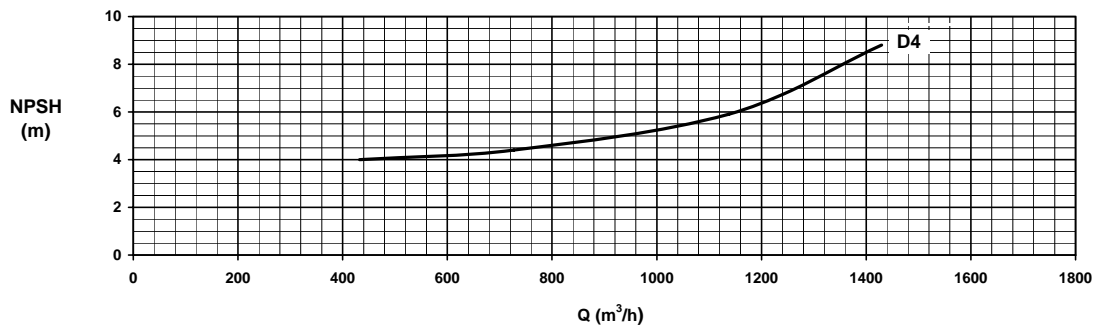
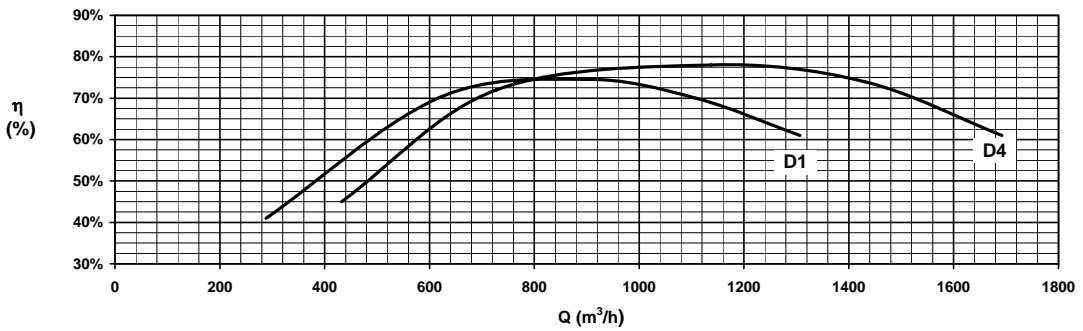
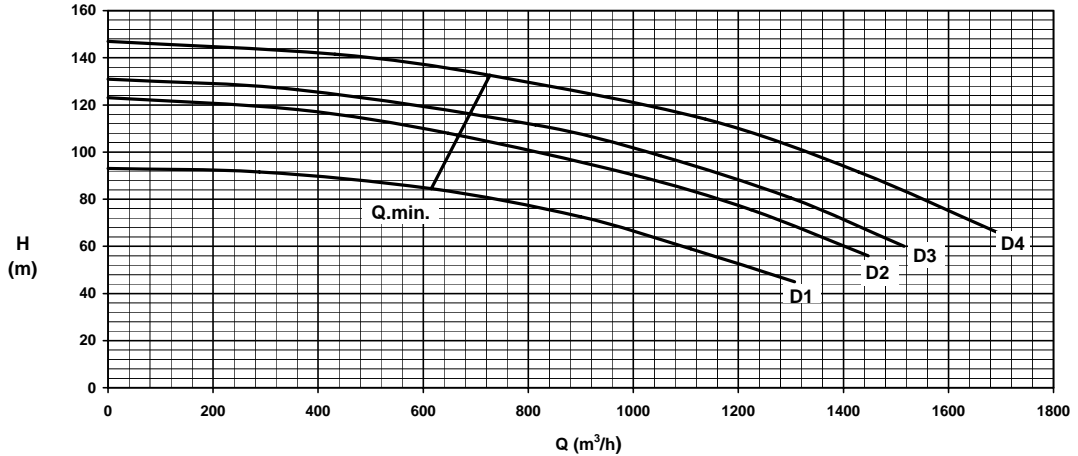
Oferta n° \_\_\_\_\_  
 Oferta - n° \_\_\_\_\_  
 Project - No. \_\_\_\_\_

Item n° \_\_\_\_\_  
 Pos. n° \_\_\_\_\_  
 Item - No. \_\_\_\_\_

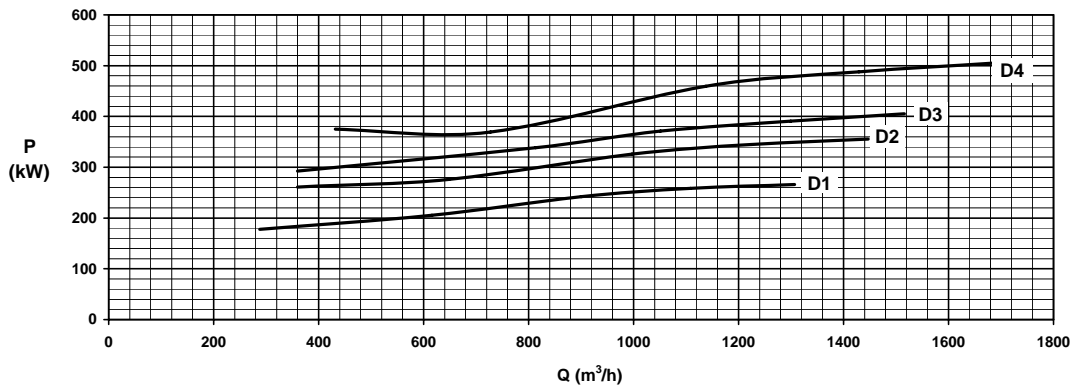
Velocidade Nominal  
 Velocidad Nominal **1750 rpm**  
 Nomimal Speed

D4 =535 mm  
 D3 =495 mm  
 D2 =475 mm  
 D1 =435 mm

Altura Manométrica  
 Altura Manométrica  
 Head



Potência Absorvida  
 Potencia Necesaria  
 Shaft Power



Q < Q<sub>opt.</sub> : NPSHA >= NPSH<sub>opt.</sub> + S  
 Q > Q<sub>opt.</sub> : NPSHA >= NPSH<sub>opt.</sub> + S  
 Material do rotor / Impeller material: S=0.0 (m)

Modelo do rotor / Modelo del Rodete / Impeller pattern: MO27403

K-1385-B- 007

Dados válidos para densidade de 1 kg/dm³ e viscosidade cinemática até 20 mm²/s.  
 Datos válidos para densidad 1 kg/dm³ y viscosidad cinemática hasta 20 mm²/s.  
 Data applies to specific gravity 1.0 and kinematic viscosity up to 20 mm²/s.

Tolerâncias de performance conforme ISO 9906 grau 2.  
 Tolerancias de las curvas características según ISO 9906 grado 2.  
 Performance tolerance according to ISO 9906 grade 2.

Bomba Tipo  
 Tipo de Bomba **KSB RDL**  
 Pump Type

Tamanho  
 Tamanho **500-640 A1**  
 Size

60 Hz **KSB**

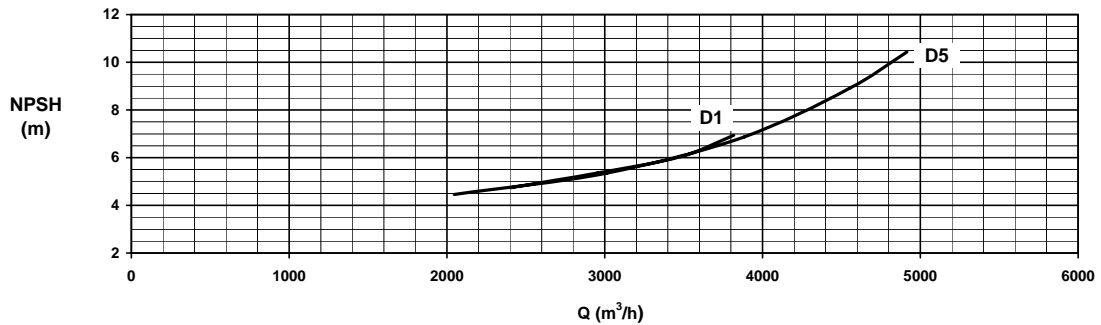
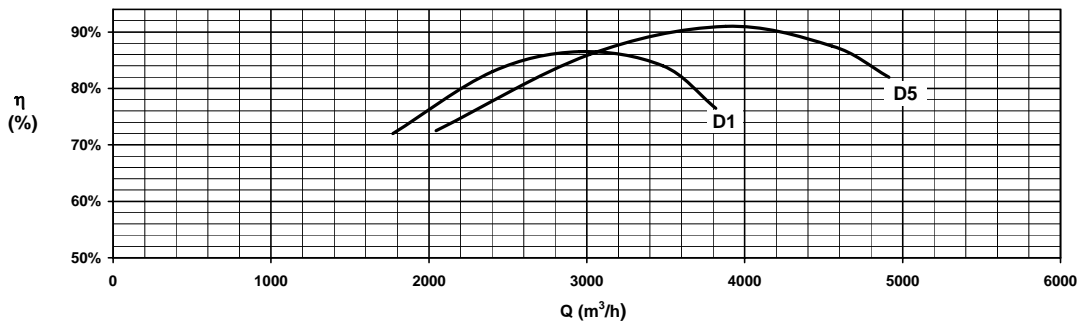
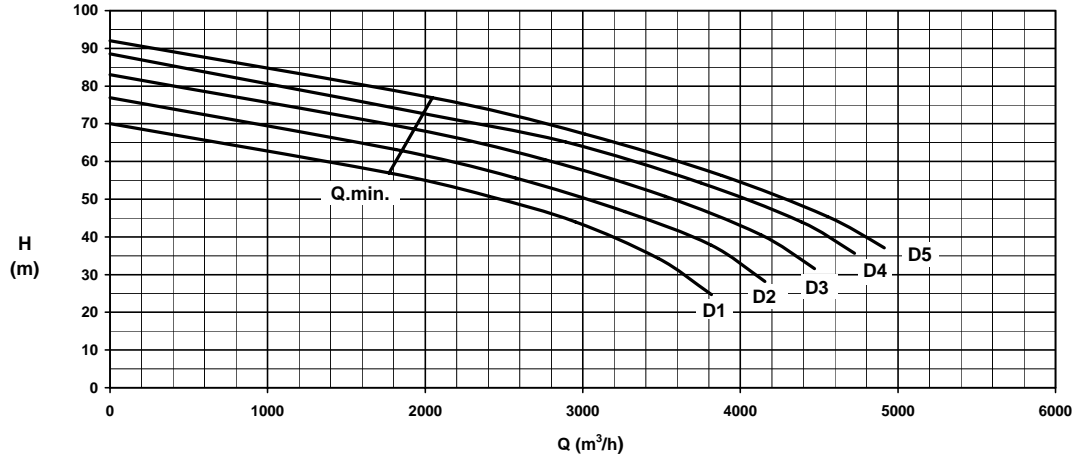
Oferta n° \_\_\_\_\_  
 Oferta - n° \_\_\_\_\_  
 Project - No. \_\_\_\_\_

Item n° \_\_\_\_\_  
 Pos. n° \_\_\_\_\_  
 Item - No. \_\_\_\_\_

Velocidade Nominal  
 Velocidad Nominal **1160 rpm**  
 Nomimal Speed

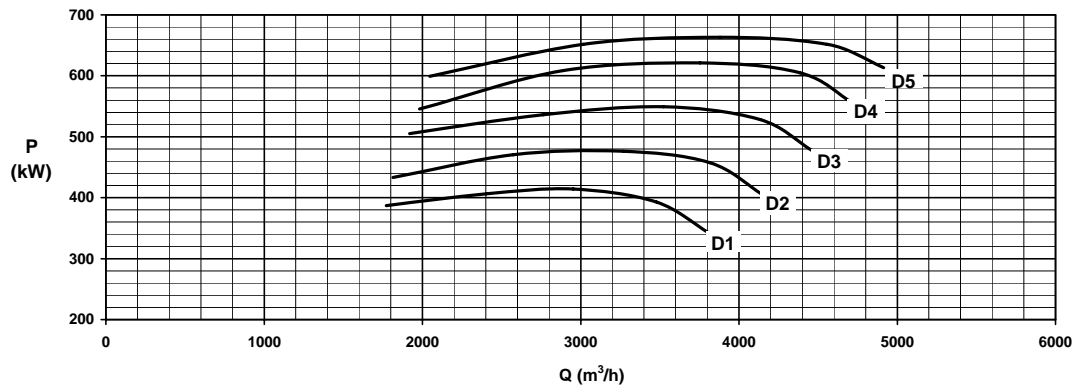
D5 =670 mm  
 D4 =655 mm  
 D3 =635 mm  
 D2 =610 mm  
 D1 =580 mm

Altura Manométrica  
 Altura Manométrica  
 Head



Q < Q<sub>opt.</sub> : NPSHA >= NPSH<sub>opt.</sub> + S  
 Q >= Q<sub>opt.</sub> : NPSHA >= NPSH + S  
 Material do rotor / Impeller material: S=0.0 (m)

Potência Absorvida  
 Potencia Necesaria  
 Shaft Power



Modelo do rotor / Modelo del Rodete / Impeller pattern: 26261

K-1385-B- 008

Dados válidos para densidade de 1 kg/dm³ e viscosidade cinemática até 20 mm²/s.  
 Datos válidos para densidad 1 kg/dm³ y viscosidad cinemática hasta 20 mm²/s.  
 Data applies to specific gravity 1.0 and kinematic viscosity up to 20 mm²/s.

Tolerâncias de performance conforme ISO 9906 grau 2.  
 Tolerancias de las curvas características según ISO 9906 grado 2.  
 Performance tolerance according to ISO 9906 grade 2.



Bomba Tipo  
 Tipo de Bomba **KSB RDL**  
 Pump Type

Tamanho  
 Tamanho **500-700 A2**  
 Size

60 Hz **KSB**

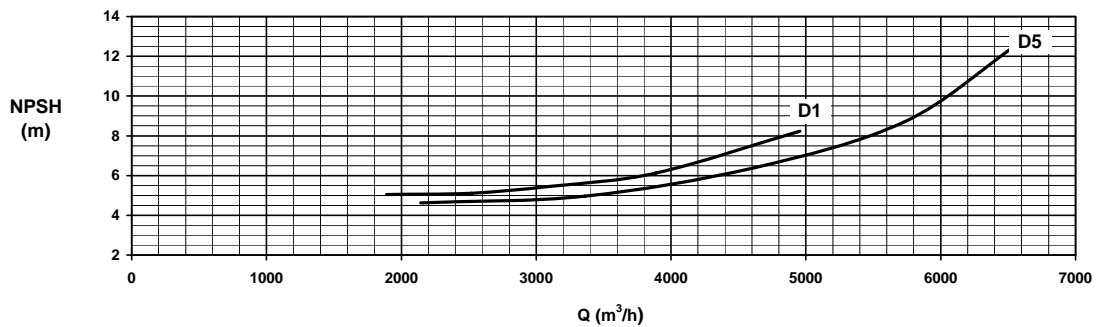
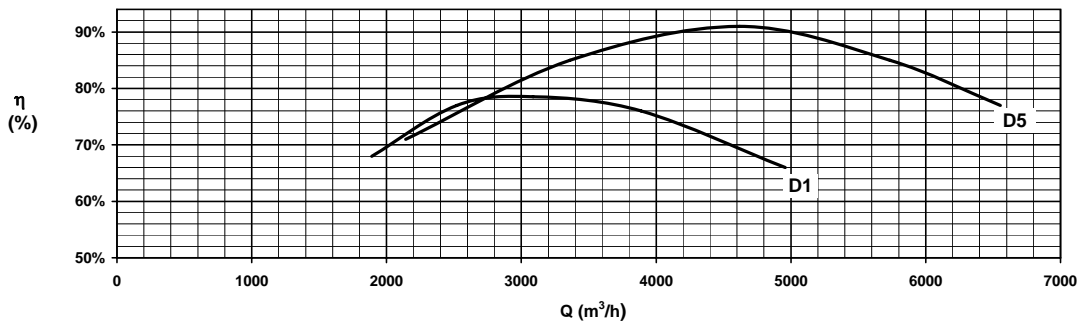
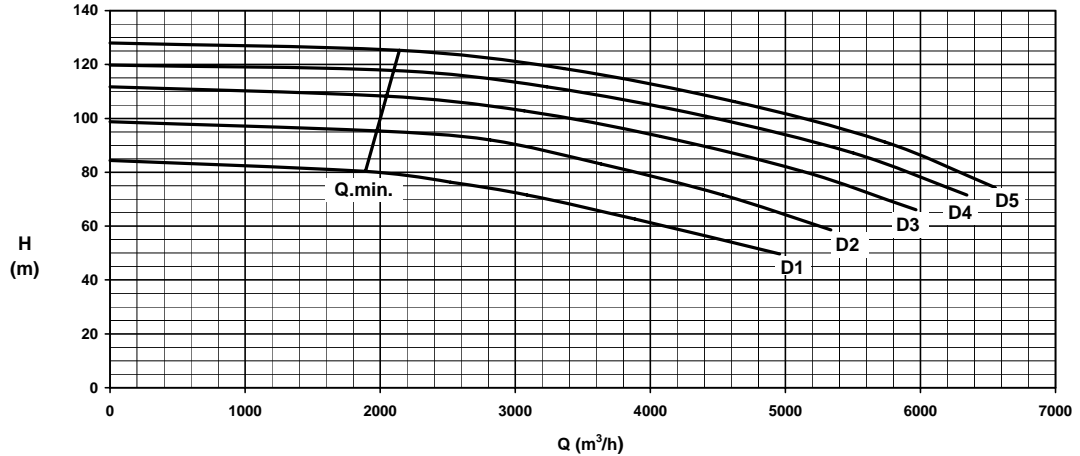
Oferta n° \_\_\_\_\_  
 Oferta - n° \_\_\_\_\_  
 Project - No. \_\_\_\_\_

Item n° \_\_\_\_\_  
 Pos. n° \_\_\_\_\_  
 Item - No. \_\_\_\_\_

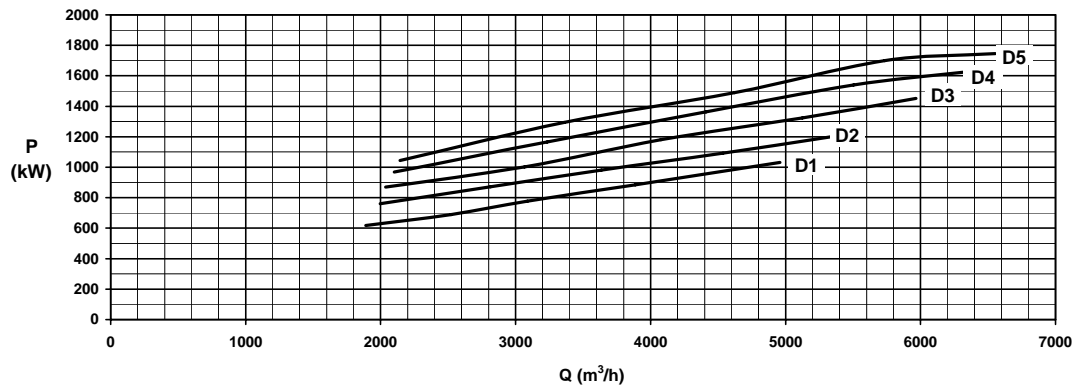
Velocidade Nominal  
 Velocidad Nominal **1160 rpm**  
 Nomimal Speed

D5 = 750 mm  
 D4 = 720 mm  
 D3 = 690 mm  
 D2 = 650 mm  
 D1 = 600 mm

Altura Manométrica  
 Altura Manométrica  
 Head



Potência Absorvida  
 Potencia Necesaria  
 Shaft Power



Q < Q<sub>opt.</sub> : NPSHA >= NPSH<sub>opt.</sub> + S  
 Q > Q<sub>opt.</sub> : NPSHA >= NPSH<sub>opt.</sub> + S  
 Material do rotor / Impeller material: S=0.0 (m)

Modelo do rotor / Modelo del Rodete / Impeller pattern: 27554 / 31060

K-1385-B- 009

Dados válidos para densidade de 1 kg/dm<sup>3</sup> e viscosidade cinemática até 20 mm<sup>2</sup>/s.  
 Datos válidos para densidad 1 kg/dm<sup>3</sup> y viscosidad cinemática hasta 20 mm<sup>2</sup>/s.  
 Data applies to especific gravity 1.0 and kinematical viscosity up to 20 mm<sup>2</sup>/s.

Tolerâncias de performance conforme ISO 9906 grau 2.  
 Tolerancias de las curvas características según ISO 9906 grado 2.  
 Performance tolerance according to ISO 9906 grade 2.

Bomba Tipo  
 Tipo de Bomba **KSB RDL**  
 Pump Type

Tamanho  
 Tamanho **500-700 B1**  
 Size

60 Hz **KSB**

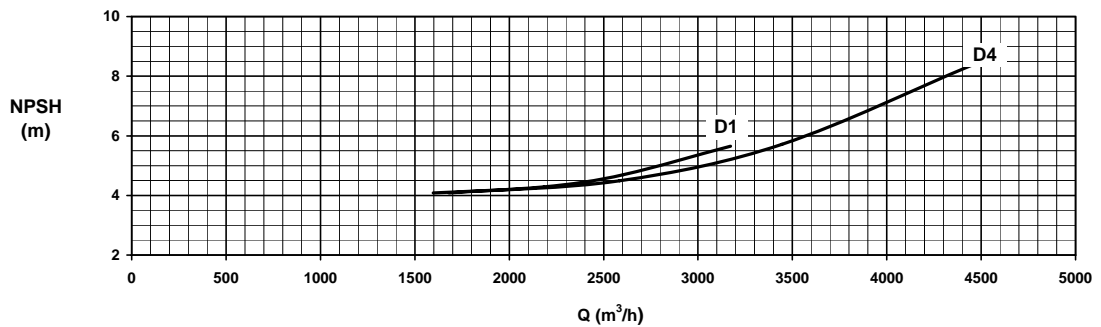
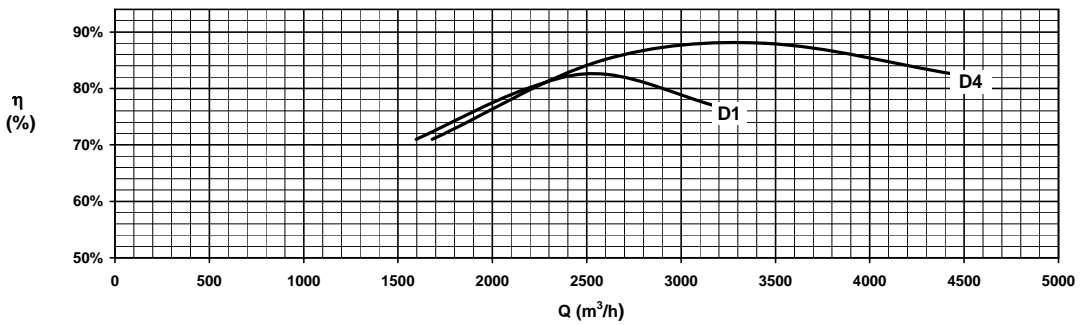
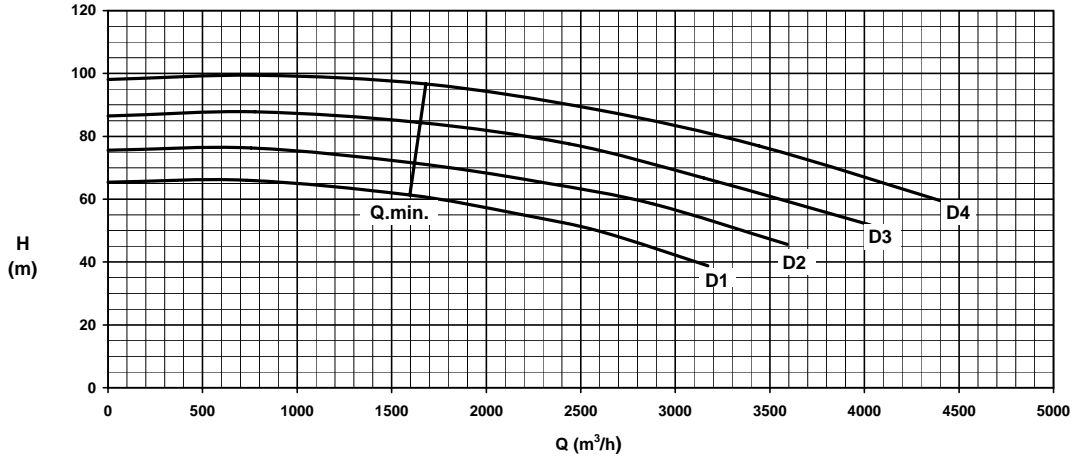
Oferta n° \_\_\_\_\_  
 Oferta - n° \_\_\_\_\_  
 Project - No. \_\_\_\_\_

Item n° \_\_\_\_\_  
 Pos. n° \_\_\_\_\_  
 Item - No. \_\_\_\_\_

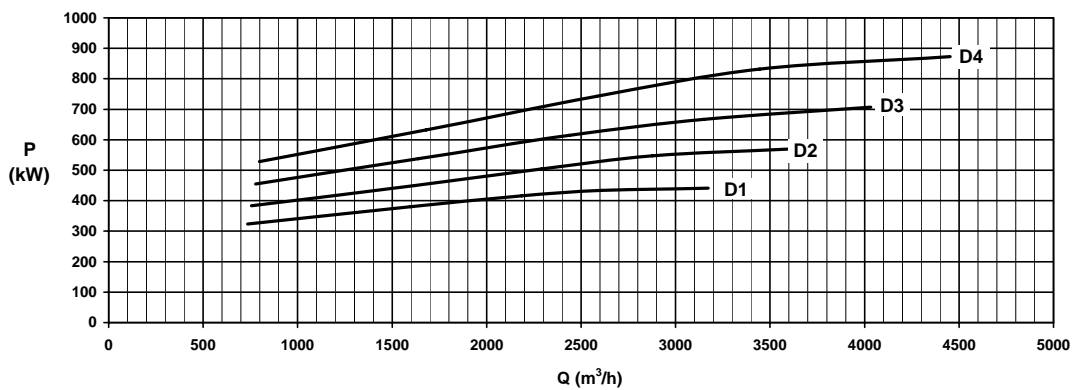
Velocidade Nominal  
 Velocidad Nominal **1160 rpm**  
 Nomimal Speed

D4 = 672 mm  
 D3 = 635 mm  
 D2 = 595 mm  
 D1 = 555 mm

Altura Manométrica  
 Altura Manométrica  
 Head



Potência Absorvida  
 Potencia Necesaria  
 Shaft Power



Modelo do rotor / Modelo del Rodete / Impeller pattern: 30000

K-1385-B- 010

Dados válidos para densidade de 1 kg/dm³ e viscosidade cinemática até 20 mm²/s.  
 Datos válidos para densidad 1 kg/dm³ y viscosidad cinemática hasta 20 mm²/s.  
 Data applies to specific gravity 1.0 and kinematical viscosity up to 20 mm²/s.

Tolerâncias de performance conforme ISO 9906 grau 2.  
 Tolerancias de las curvas características según ISO 9906 grado 2.  
 Performance tolerance according to ISO 9906 grade 2.

Bomba Tipo  
 Tipo de Bomba **KSB RDL**  
 Pump Type

Tamanho  
 Tamanho **500-790 A1**  
 Size

60 Hz **KSB**

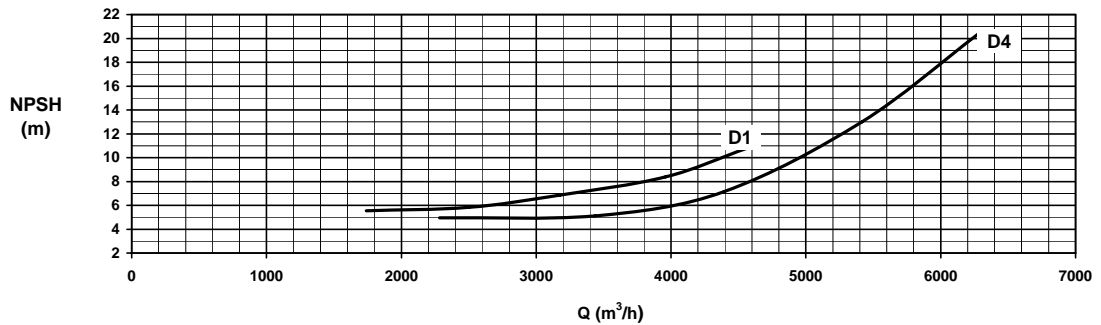
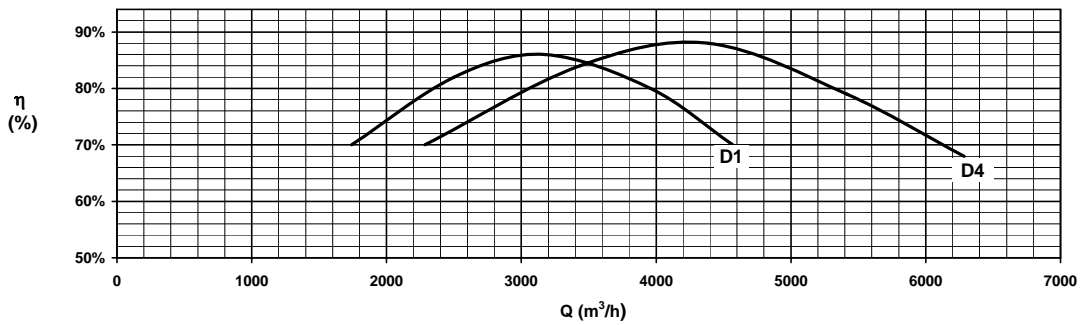
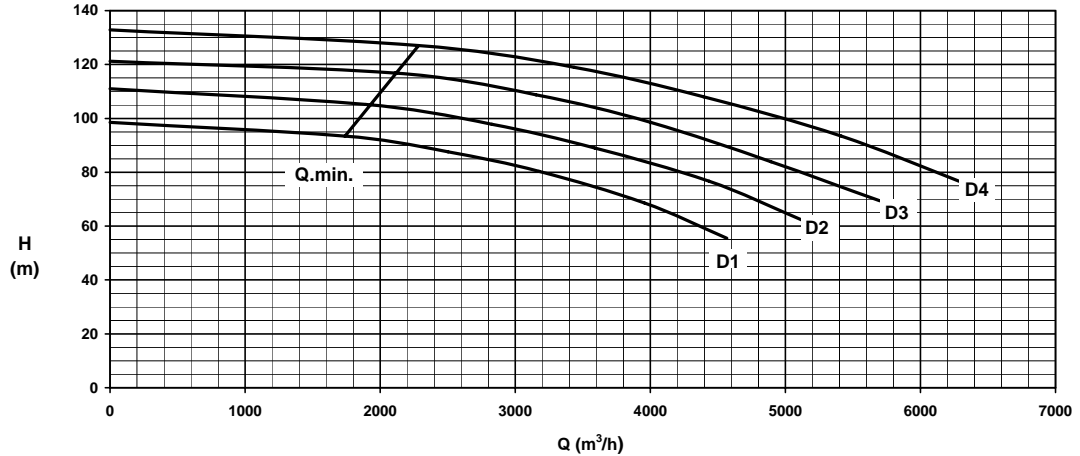
Oferta n° \_\_\_\_\_  
 Oferta - n° \_\_\_\_\_  
 Project - No. \_\_\_\_\_

Item n° \_\_\_\_\_  
 Pos. n° \_\_\_\_\_  
 Item - No. \_\_\_\_\_

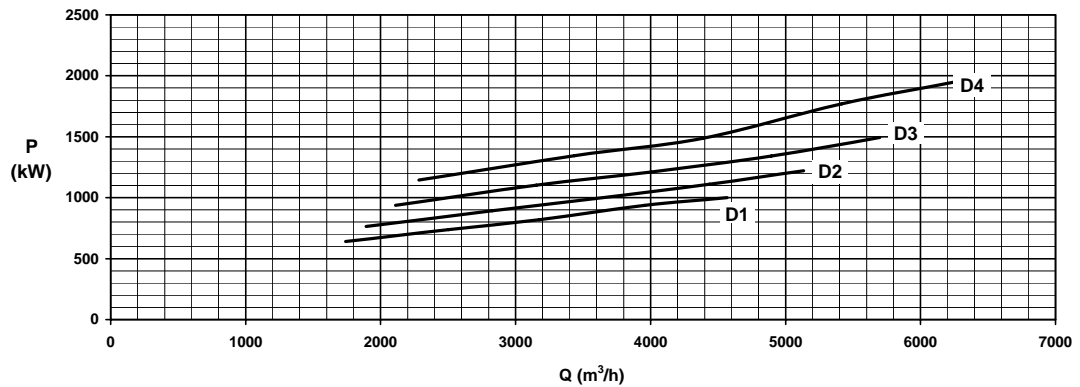
Velocidade Nominal  
 Velocidad Nominal **1160 rpm**  
 Nomimal Speed

D4 =790 mm  
 D3 =750 mm  
 D2 =710 mm  
 D1 =670 mm

Altura Manométrica  
 Altura Manométrica  
 Head



Potência Absorvida  
 Potencia Necesaria  
 Shaft Power



Q < Q<sub>opt.</sub> : NPSHA >= NPSH<sub>opt.</sub> + S  
 Q > Q<sub>opt.</sub> : NPSHA >= NPSH<sub>opt.</sub> + S  
 Material do rotor / Impeller material: S=0.0 (m)

Modelo do rotor / Modelo del Rodete / Impeller pattern: 24603

K-1385-B- 011

Dados válidos para densidade de 1 kg/dm<sup>3</sup> e viscosidade cinemática até 20 mm<sup>2</sup>/s.  
 Datos válidos para densidad 1 kg/dm<sup>3</sup> y viscosidad cinemática hasta 20 mm<sup>2</sup>/s.  
 Data applies to especific gravity 1.0 and kinematical viscosity up to 20 mm<sup>2</sup>/s.

Tolerâncias de performance conforme ISO 9906 grau 2.  
 Tolerancias de las curvas características según ISO 9906 grado 2.  
 Performance tolerance according to ISO 9906 grade 2.

Bomba Tipo  
 Tipo de Bomba **KSB RDL**  
 Pump Type

Tamanho  
 Tamanho **500-790 B1**  
 Size

60 Hz **KSB**

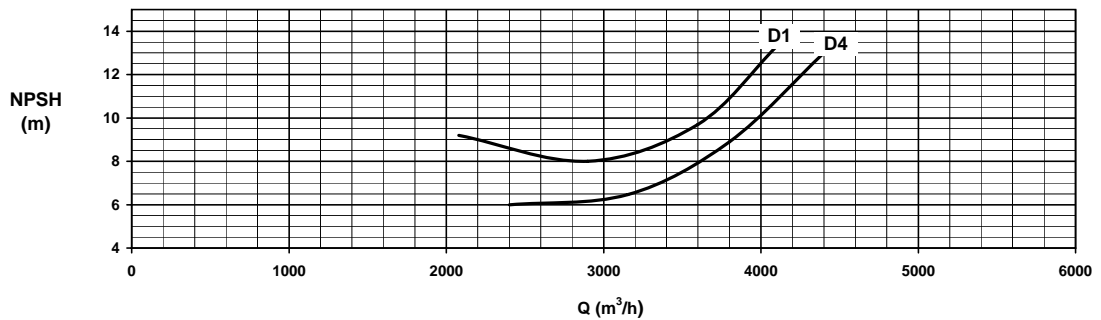
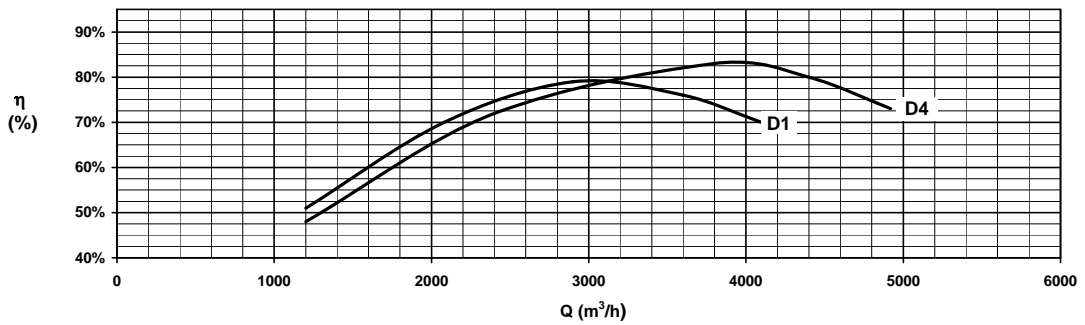
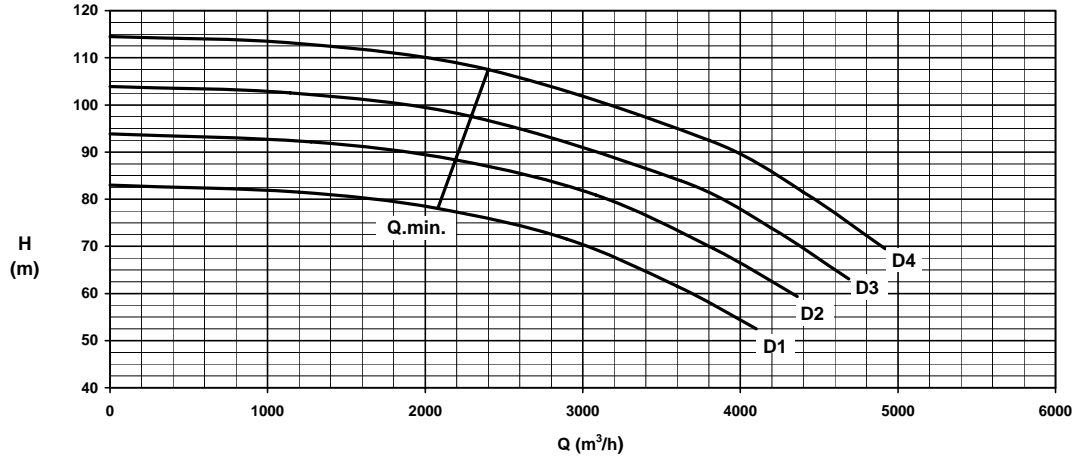
Oferta n° \_\_\_\_\_  
 Oferta - n° \_\_\_\_\_  
 Project - No. \_\_\_\_\_

Item n° \_\_\_\_\_  
 Pos. n° \_\_\_\_\_  
 Item - No. \_\_\_\_\_

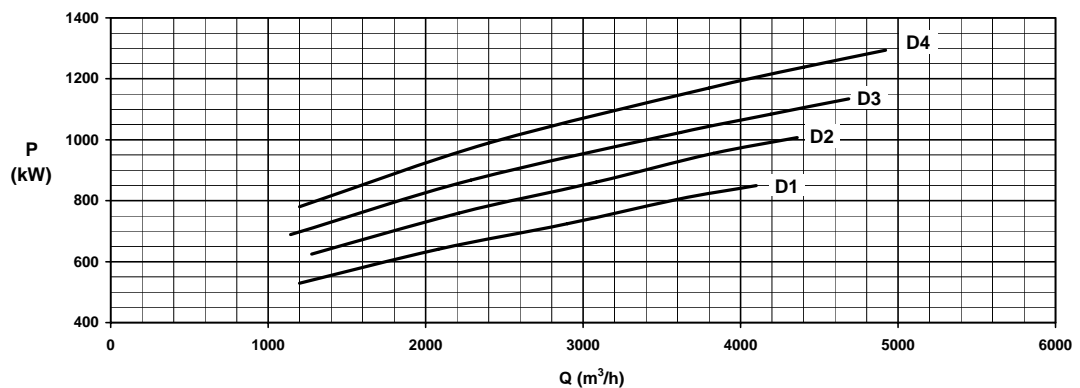
Velocidade Nominal  
 Velocidad Nominal **1160 rpm**  
 Nomimal Speed

D4 =740 mm  
 D3 =705 mm  
 D2 =670 mm  
 D1 =630 mm

Altura Manométrica  
 Altura Manométrica  
 Head



Potência Absorvida  
 Potencia Necesaria  
 Shaft Power



Q < Q<sub>opt.</sub> : NPSHA >= NPSH<sub>opt.</sub> + S  
 Q > Q<sub>opt.</sub> : NPSHA >= NPSH<sub>opt.</sub> + S  
 Material do rotor / Impeller material: S=0.0 (m)

Modelo do rotor / Modelo del Rodete / Impeller pattern: 25424

K-1385-B- 012

Dados válidos para densidade de 1 kg/dm<sup>3</sup> e viscosidade cinemática até 20 mm<sup>2</sup>/s.  
 Datos válidos para densidad 1 kg/dm<sup>3</sup> y viscosidad cinemática hasta 20 mm<sup>2</sup>/s.  
 Data applies to specific gravity 1.0 and kinematic viscosity up to 20 mm<sup>2</sup>/s.

Tolerâncias de performance conforme ISO 9906 grau 2.  
 Tolerancias de las curvas características según ISO 9906 grado 2.  
 Performance tolerance according to ISO 9906 grade 2.

Bomba Tipo  
 Tipo de Bomba **KSB RDL**  
 Pump Type

Tamanho  
 Tamanho **500-890 A1**  
 Size

60 Hz **KSB**

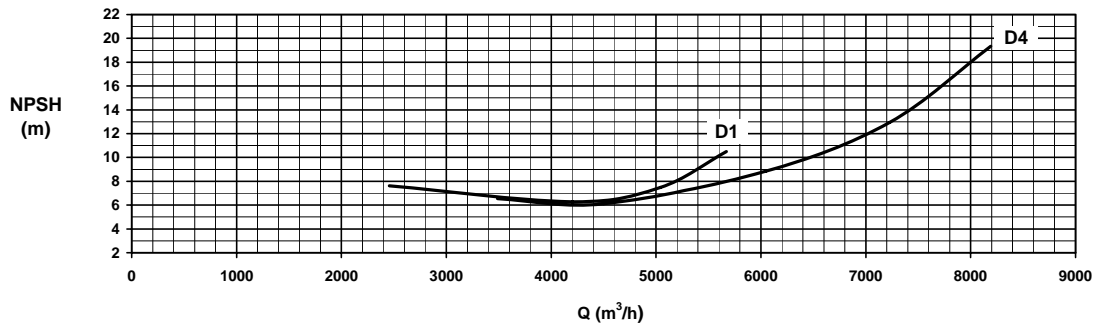
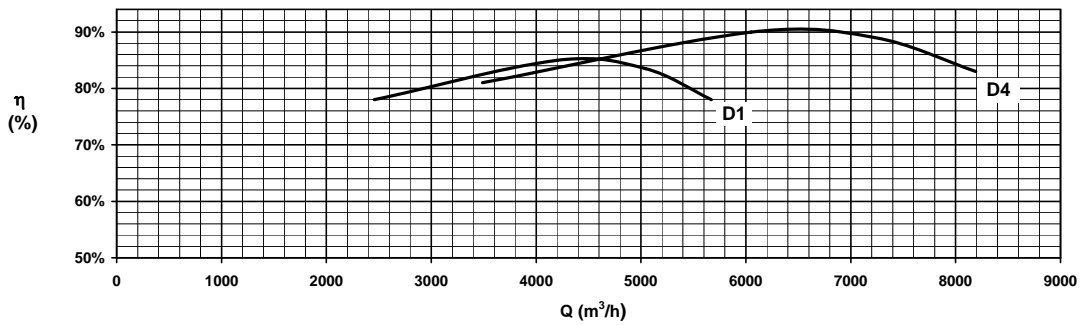
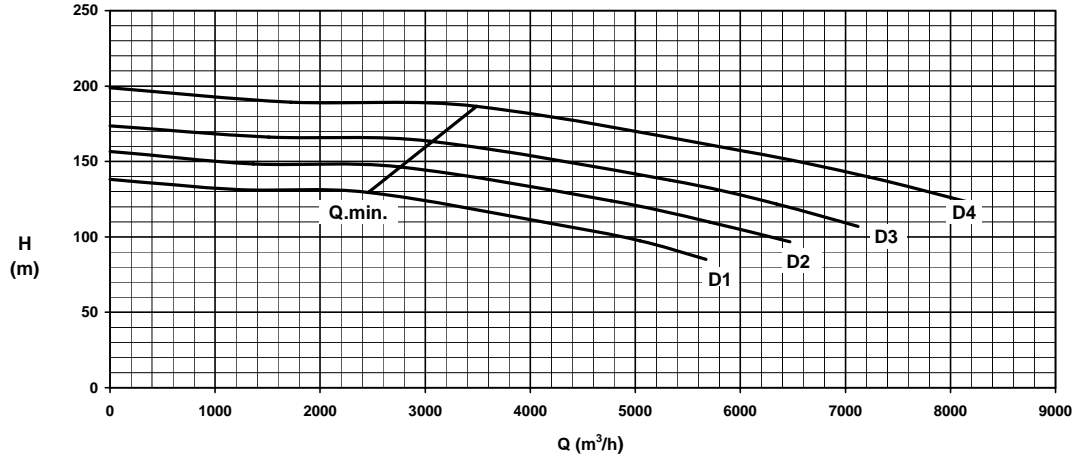
Oferta n°  
 Oferta - n°  
 Project - No.

Item n°  
 Pos. n°  
 Item - No.

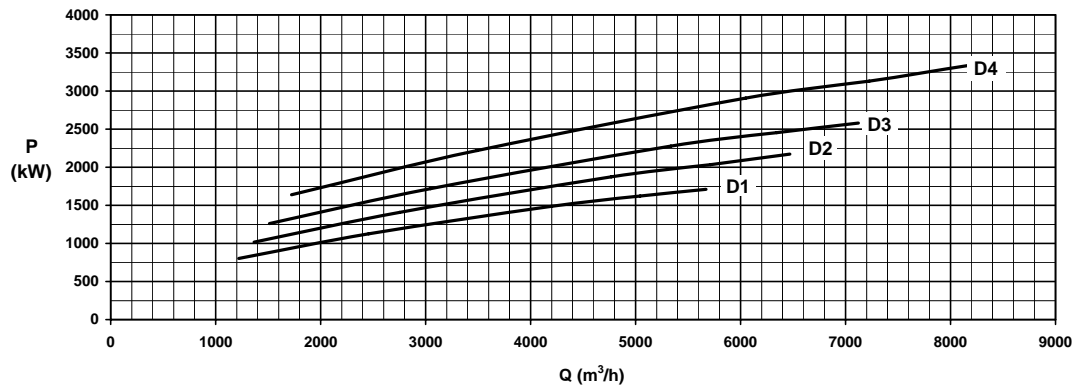
Velocidade Nominal  
 Velocidad Nominal **1160 rpm**  
 Nominal Speed

D4 = 930 mm  
 D3 = 870 mm  
 D2 = 825 mm  
 D1 = 775 mm

Altura Manométrica  
 Altura Manométrica  
 Head



Potência Absorvida  
 Potencia Necesaria  
 Shaft Power



Q < Q<sub>opt.</sub> : NPSHA >= NPSH<sub>opt.</sub> + S  
 Q >= Q<sub>opt.</sub> : NPSHA >= NPSH + S  
 Material do rotor / Impeller material: S=0.0 (m)

Modelo do rotor / Modelo del Rodete / Impeller pattern: 18431

K-1385-B- 013

Dados válidos para densidade de 1 kg/dm³ e viscosidade cinemática até 20 mm²/s.  
 Datos válidos para densidad 1 kg/dm³ y viscosidad cinemática hasta 20 mm²/s.  
 Data applies to specific gravity 1.0 and kinematic viscosity up to 20 mm²/s.

Tolerâncias de performance conforme ISO 9906 grau 2.  
 Tolerancias de las curvas características según ISO 9906 grado 2.  
 Performance tolerance according to ISO 9906 grade 2.

Bomba Tipo  
 Tipo de Bomba **KSB RDL**  
 Pump Type

Tamanho  
 Tamanho **500-890 A2**  
 Size

60 Hz **KSB**

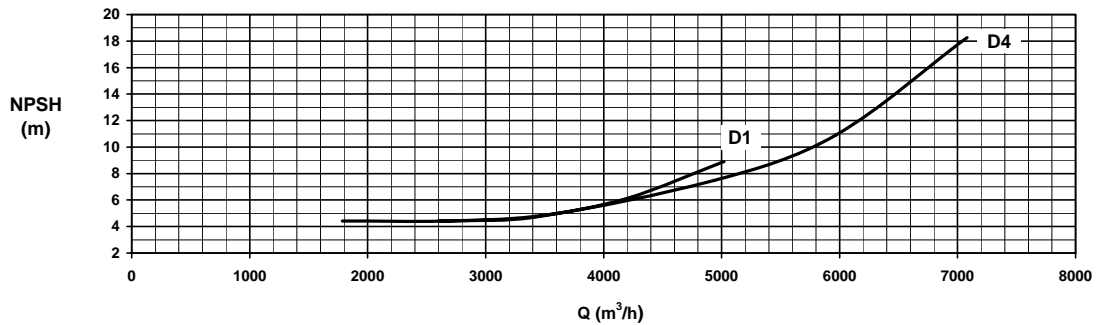
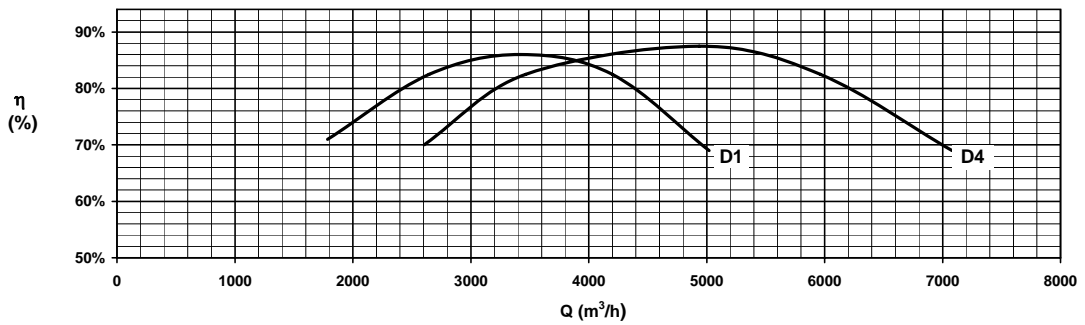
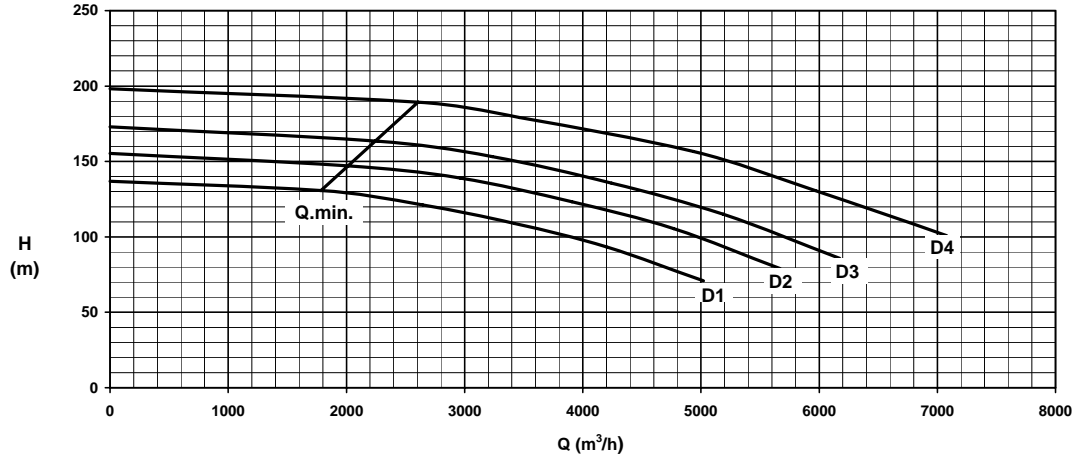
Oferta n° \_\_\_\_\_  
 Oferta - n° \_\_\_\_\_  
 Project - No. \_\_\_\_\_

Item n° \_\_\_\_\_  
 Pos. n° \_\_\_\_\_  
 Item - No. \_\_\_\_\_

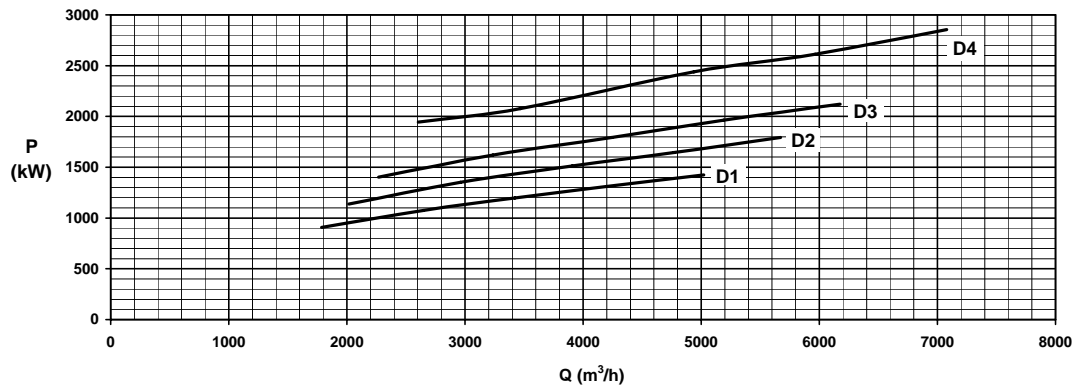
Velocidade Nominal  
 Velocidad Nominal **1160 rpm**  
 Nomimal Speed

D4 = 945 mm  
 D3 = 880 mm  
 D2 = 825 mm  
 D1 = 775 mm

Altura Manométrica  
 Altura Manométrica  
 Head



Potência Absorvida  
 Potencia Necesaria  
 Shaft Power



Q < Q<sub>opt.</sub> : NPSHA >= NPSH<sub>opt.</sub> + S  
 Q > Q<sub>opt.</sub> : NPSHA >= NPSH<sub>opt.</sub> + S  
 Material do rotor / Impeller material: S=0.0 (m)

Modelo do rotor / Modelo del Rodete / Impeller pattern: 23390

K-1385-B- 014

Dados válidos para densidade de 1 kg/dm<sup>3</sup> e viscosidade cinemática até 20 mm<sup>2</sup>/s.  
 Datos válidos para densidad 1 kg/dm<sup>3</sup> y viscosidad cinemática hasta 20 mm<sup>2</sup>/s.  
 Data applies to specific gravity 1.0 and kinematic viscosity up to 20 mm<sup>2</sup>/s.

Tolerâncias de performance conforme ISO 9906 grau 2.  
 Tolerancias de las curvas características según ISO 9906 grado 2.  
 Performance tolerance according to ISO 9906 grade 2.

Bomba Tipo  
 Tipo de Bomba **KSB RDL**  
 Pump Type

Tamanho  
 Tamanho **500-890 A3**  
 Size

60 Hz **KSB**

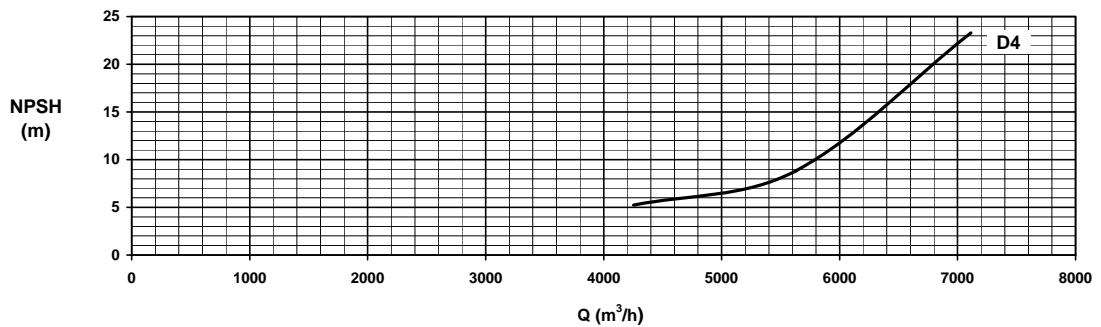
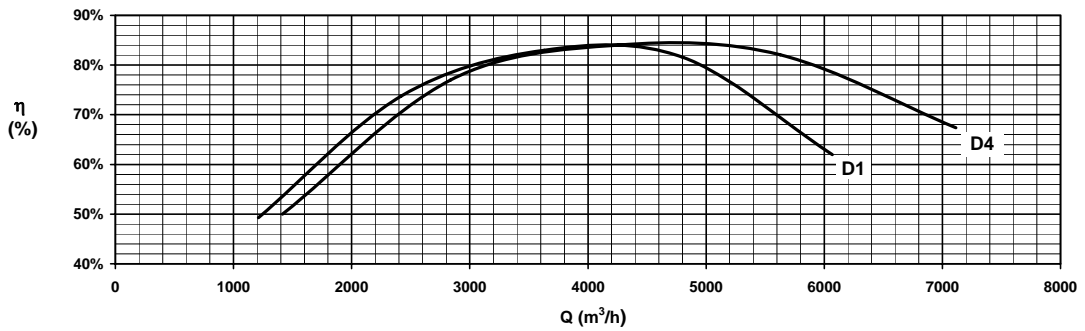
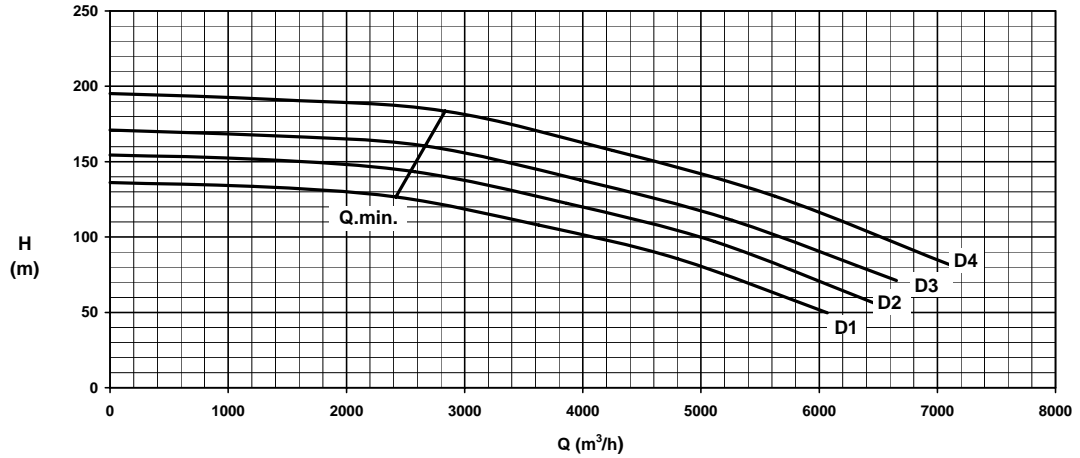
Oferta n° \_\_\_\_\_  
 Oferta - n° \_\_\_\_\_  
 Project - No. \_\_\_\_\_

Item n° \_\_\_\_\_  
 Pos. n° \_\_\_\_\_  
 Item - No. \_\_\_\_\_

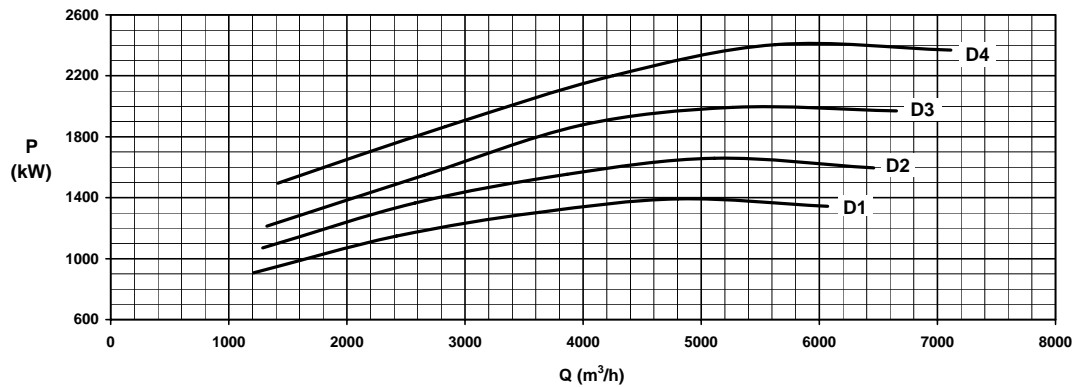
Velocidade Nominal  
 Velocidad Nominal **1160 rpm**  
 Nomimal Speed

D4 = 930 mm  
 D3 = 870 mm  
 D2 = 825 mm  
 D1 = 775 mm

Altura Manométrica  
 Altura Manométrica  
 Head



Potência Absorvida  
 Potencia Necesaria  
 Shaft Power



Modelo do rotor / Modelo del Rodete / Impeller pattern: MO31833

K-1385-B- 015

Dados válidos para densidade de 1 kg/dm³ e viscosidade cinemática até 20 mm²/s.  
 Datos válidos para densidad 1 kg/dm³ y viscosidad cinemática hasta 20 mm²/s.  
 Data applies to specific gravity 1.0 and kinematic viscosity up to 20 mm²/s.

Tolerâncias de performance conforme ISO 9906 grau 2.  
 Tolerancias de las curvas características según ISO 9906 grado 2.  
 Performance tolerance according to ISO 9906 grade 2.

Bomba Tipo  
 Tipo de Bomba **KSB RDL**  
 Pump Type

Tamanho  
 Tamanho **600-540 A1**  
 Size

60 Hz **KSB**

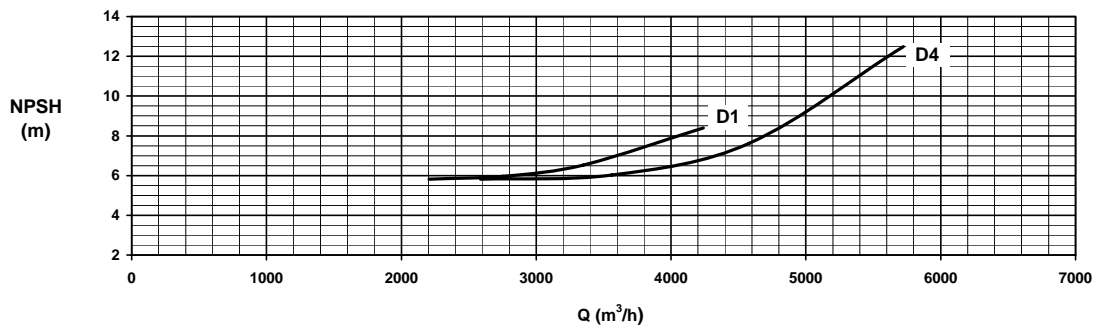
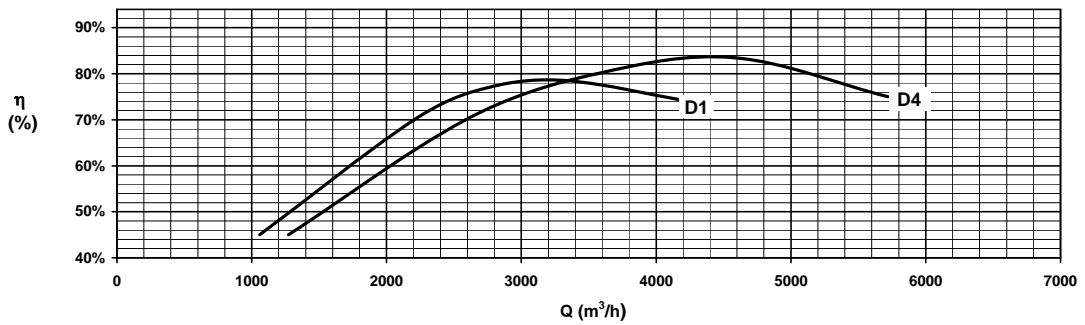
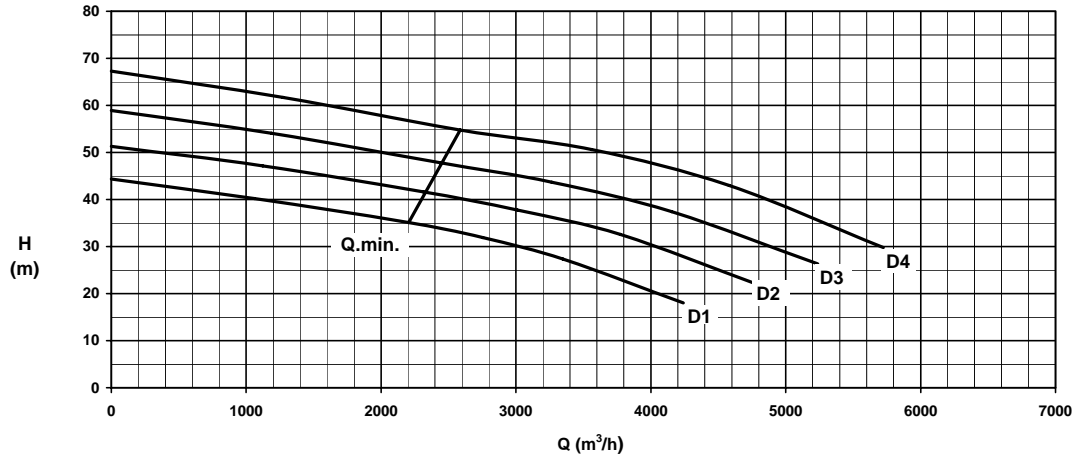
Oferta n° \_\_\_\_\_  
 Oferta - n° \_\_\_\_\_  
 Project - No. \_\_\_\_\_

Item n° \_\_\_\_\_  
 Pos. n° \_\_\_\_\_  
 Item - No. \_\_\_\_\_

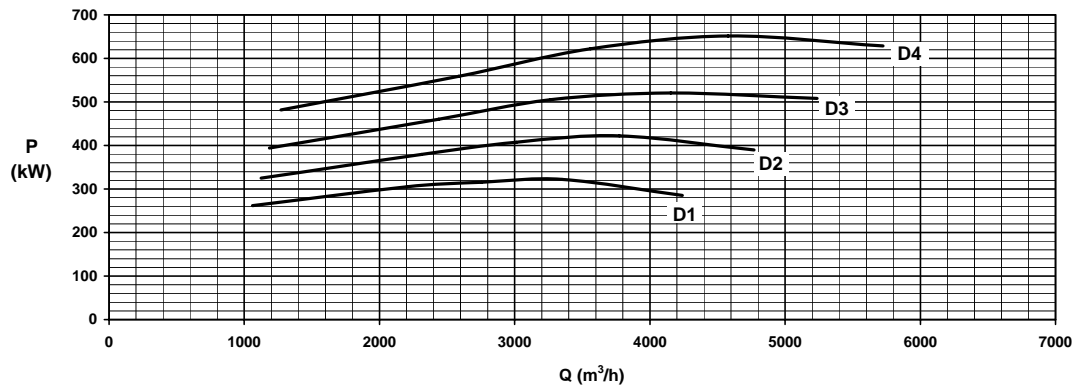
Velocidade Nominal  
 Velocidad Nominal **1160 rpm**  
 Nomimal Speed

D4 =575 mm  
 D3 =540 mm  
 D2 =505 mm  
 D1 =470 mm

Altura Manométrica  
 Altura Manométrica  
 Head



Potência Absorvida  
 Potencia Necesaria  
 Shaft Power



Q < Q<sub>opt.</sub> : NPSHA >= NPSH<sub>opt.</sub> + S  
 Q > Q<sub>opt.</sub> : NPSHA >= NPSH + S  
 Material do rotor / Impeller material: S=0.0 (m)

Modelo do rotor / Modelo del Rodete / Impeller pattern: 24012

K-1385-B- 016

Dados válidos para densidade de 1 kg/dm<sup>3</sup> e viscosidade cinemática até 20 mm<sup>2</sup>/s.  
 Datos válidos para densidad 1 kg/dm<sup>3</sup> y viscosidad cinemática hasta 20 mm<sup>2</sup>/s.  
 Data applies to specific gravity 1.0 and kinematic viscosity up to 20 mm<sup>2</sup>/s.

Tolerâncias de performance conforme ISO 9906 grau 2.  
 Tolerancias de las curvas características según ISO 9906 grado 2.  
 Performance tolerance according to ISO 9906 grade 2.



Bomba Tipo  
 Tipo de Bomba **KSB RDL**  
 Pump Type

Tamanho  
 Tamanho **600-540 A2**  
 Size

**60 Hz**  

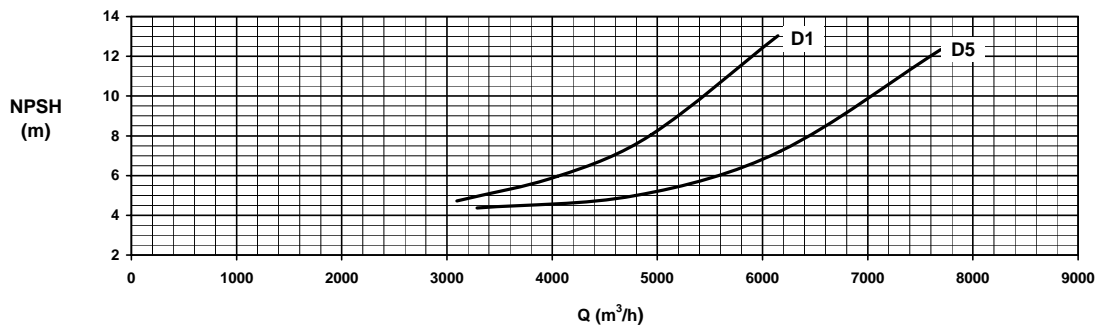
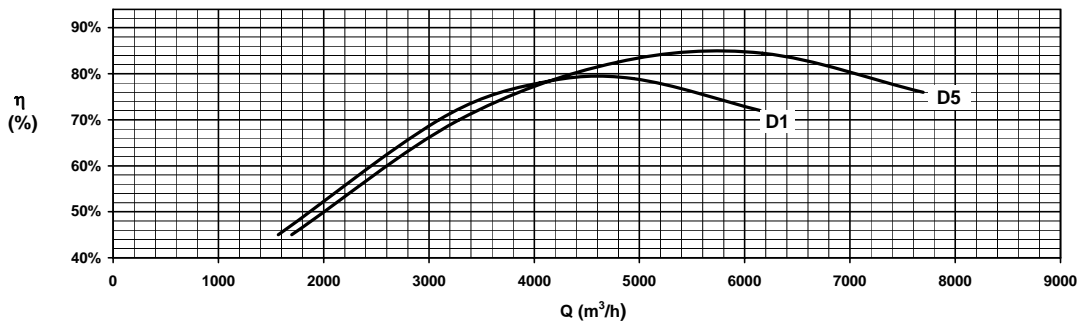
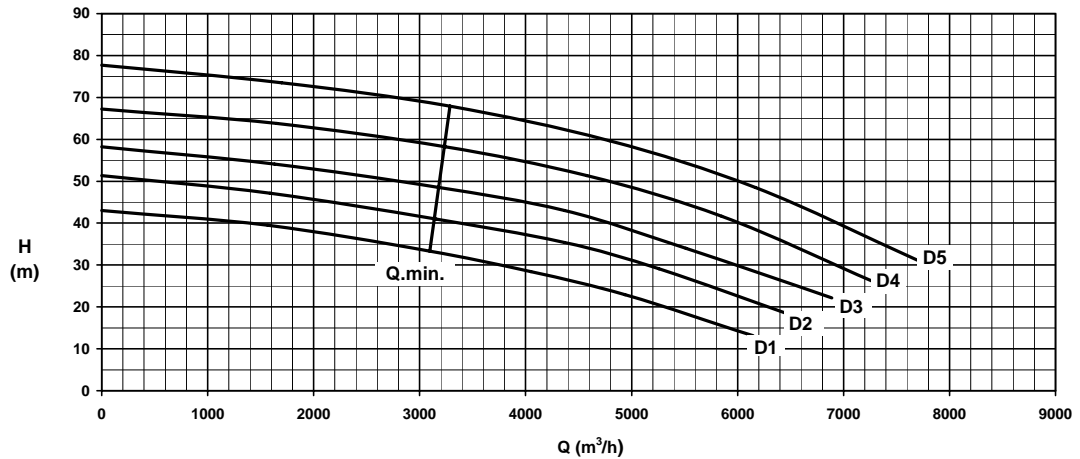

Oferta n° \_\_\_\_\_  
 Oferta - n° \_\_\_\_\_  
 Project - No. \_\_\_\_\_

Item n° \_\_\_\_\_  
 Pos. n° \_\_\_\_\_  
 Item - No. \_\_\_\_\_

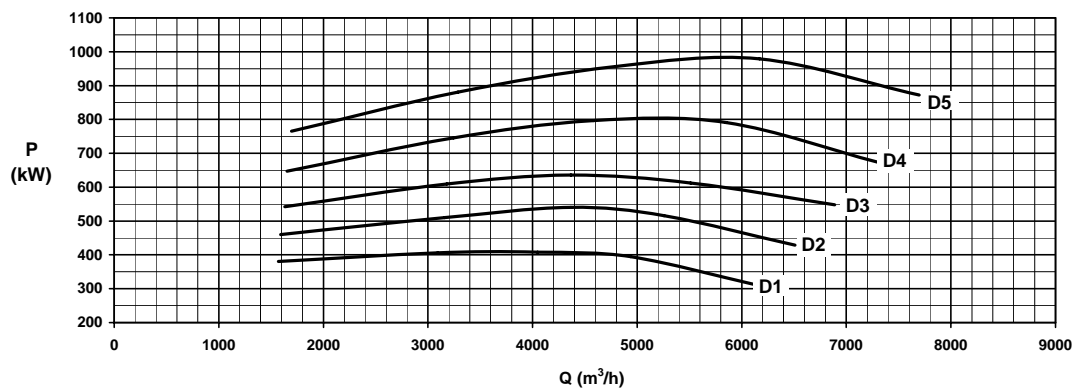
Velocidade Nominal  
 Velocidad Nominal **1160 rpm**  
 Nomimal Speed

D5 =630 mm  
 D4 =590 mm  
 D3 =550 mm  
 D2 =510 mm  
 D1 =470 mm

Altura Manométrica  
 Altura Manométrica  
 Head



Potência Absorvida  
 Potencia Necesaria  
 Shaft Power



Q < Q<sub>opt.</sub> : NPSHA >= NPSH<sub>opt.</sub> + S  
 Q > Q<sub>opt.</sub> : NPSHA >= NPSH<sub>opt.</sub> + S  
 Material do rotor / Impeller material: S=0.0 (m)

Modelo do rotor / Modelo del Rodete / Impeller pattern: 24765 / 23208

K-1385-B- 017

Dados válidos para densidade de 1 kg/dm<sup>3</sup> e viscosidade cinemática até 20 mm<sup>2</sup>/s.  
 Datos válidos para densidad 1 kg/dm<sup>3</sup> y viscosidad cinemática hasta 20 mm<sup>2</sup>/s.  
 Data applies to specific gravity 1.0 and kinematical viscosity up to 20 mm<sup>2</sup>/s.

Tolerâncias de performance conforme ISO 9906 grau 2.  
 Tolerancias de las curvas características según ISO 9906 grado 2.  
 Performance tolerance according to ISO 9906 grade 2.

Bomba Tipo  
 Tipo de Bomba **KSB RDL**  
 Pump Type

Tamanho  
 Tamanho **600-830 A1**  
 Size

60 Hz **KSB**

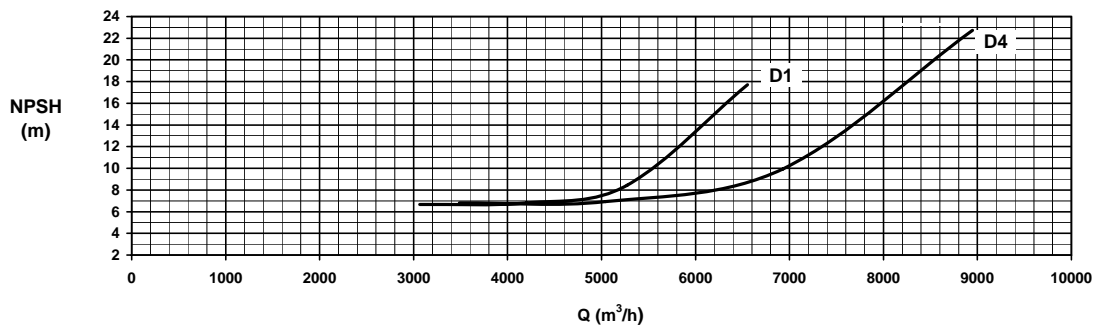
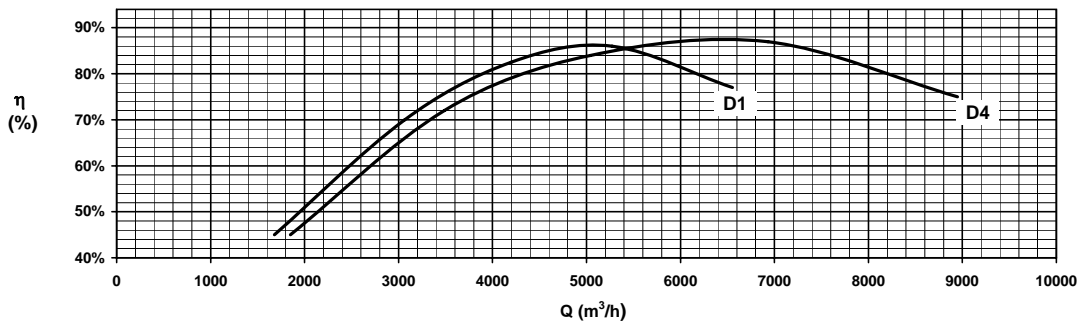
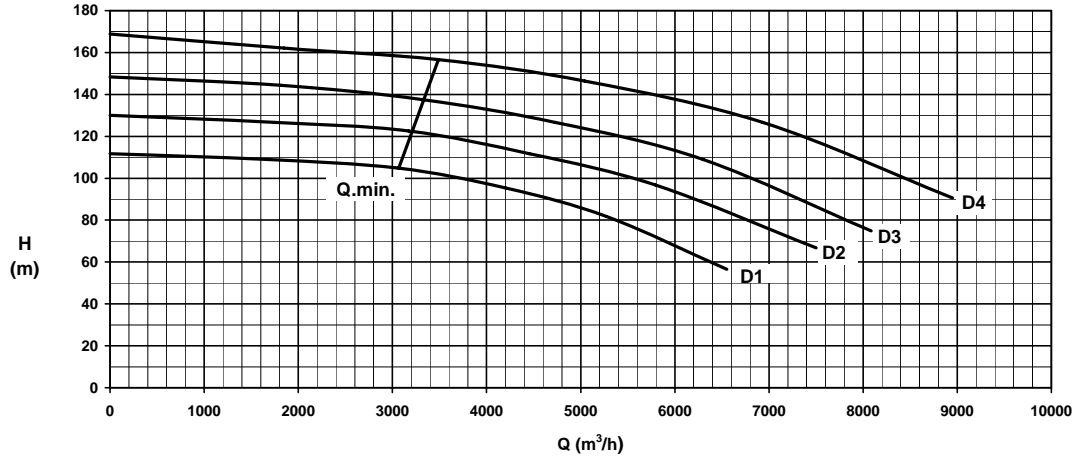
Oferta n° \_\_\_\_\_  
 Oferta - n° \_\_\_\_\_  
 Project - No. \_\_\_\_\_

Item n° \_\_\_\_\_  
 Pos. n° \_\_\_\_\_  
 Item - No. \_\_\_\_\_

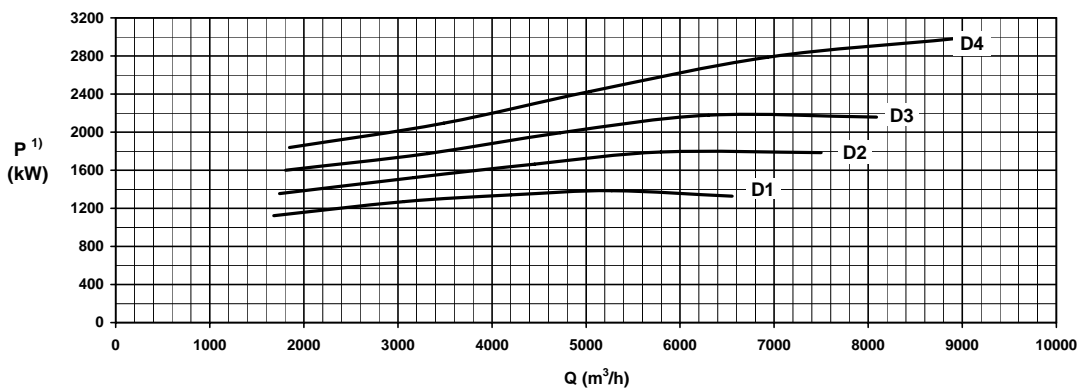
Velocidade Nominal  
 Velocidad Nominal **1160 rpm**  
 Nomimal Speed

D4 =870 mm  
 D3 =820 mm  
 D2 =770 mm  
 D1 =720 mm

Altura Manométrica  
 Altura Manométrica  
 Head



Potência Absorvida  
 Potencia Necesaria  
 Shaft Power



Q < Q<sub>opt.</sub> : NPSHA >= NPSH<sub>opt.</sub> + S  
 Q > Q<sub>opt.</sub> : NPSHA >= NPSH<sub>opt.</sub> + S  
 Material do rotor / Impeller material: S=0.0 (m)

Modelo do rotor / Modelo del Rodete / Impeller pattern: 22028

1) Potência máxima permissível / Potencia máxima permisible / Maximum power admissible: 2400 kW

K-1385-B- 018

Dados válidos para densidade de 1 kg/dm<sup>3</sup> e viscosidade cinemática até 20 mm<sup>2</sup>/s.  
 Datos válidos para densidad 1 kg/dm<sup>3</sup> y viscosidad cinemática hasta 20 mm<sup>2</sup>/s.  
 Data applies to especific gravity 1.0 and kinematical viscosity up to 20 mm<sup>2</sup>/s.

Tolerâncias de performance conforme ISO 9906 grau 2.  
 Tolerancias de las curvas características según ISO 9906 grado 2.  
 Performance tolerance according to ISO 9906 grade 2.

Bomba Tipo  
 Tipo de Bomba **KSB RDL**  
 Pump Type

Tamanho  
 Tamanho **600-830 A2**  
 Size

60 Hz **KSB**

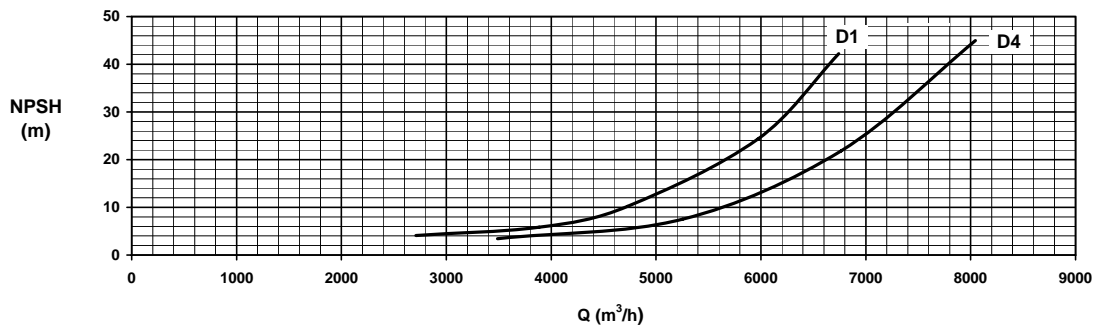
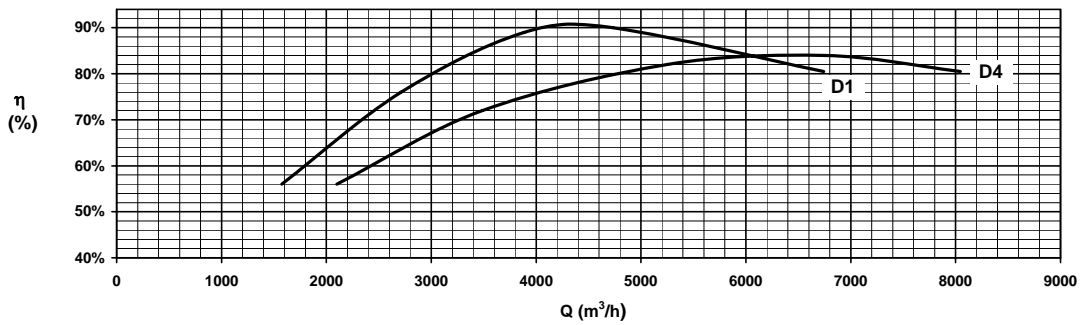
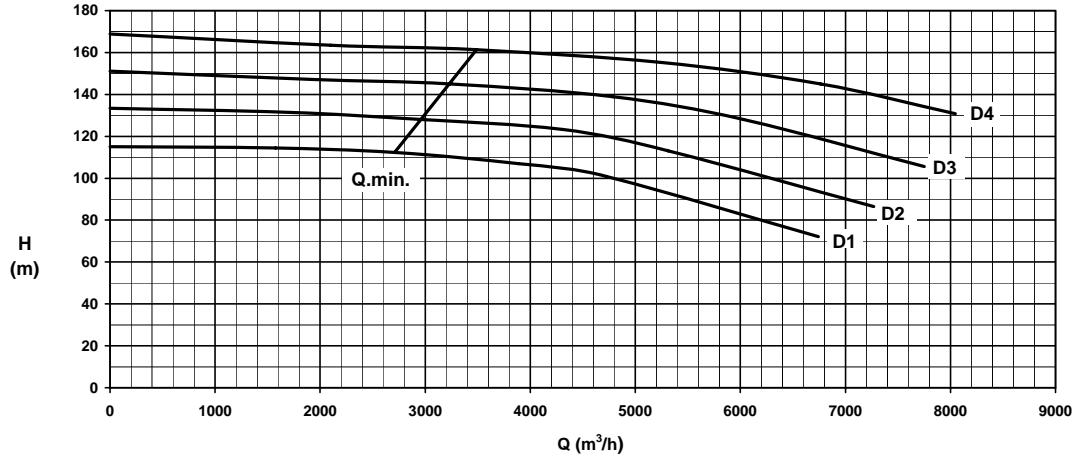
Oferta n° \_\_\_\_\_  
 Oferta - n° \_\_\_\_\_  
 Project - No. \_\_\_\_\_

Item n° \_\_\_\_\_  
 Pos. n° \_\_\_\_\_  
 Item - No. \_\_\_\_\_

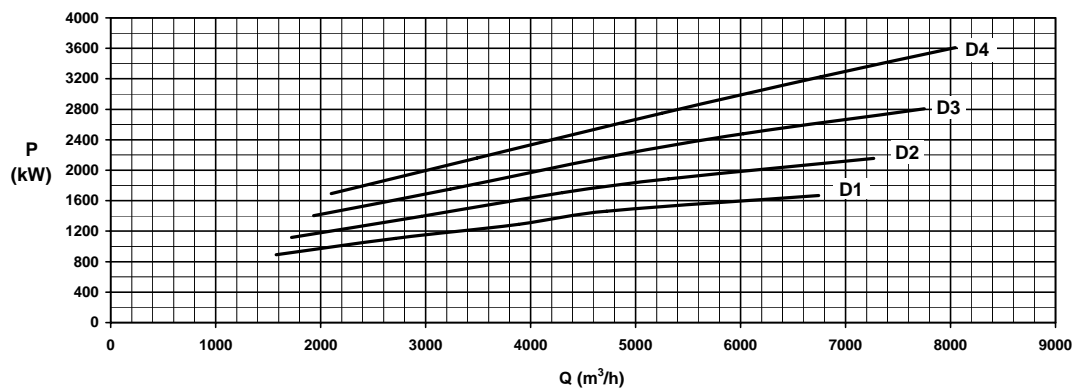
Velocidade Nominal  
 Velocidad Nominal **1160 rpm**  
 Nominal Speed

D4 = 870 mm  
 D3 = 820 mm  
 D2 = 770 mm  
 D1 = 720 mm

Altura Manométrica  
 Altura Manométrica  
 Head



Potência Absorvida  
 Potencia Necesaria  
 Shaft Power



Q < Q<sub>opt.</sub> : NPSHA >= NPSH<sub>opt.</sub> + S  
 Q > Q<sub>opt.</sub> : NPSHA >= NPSH<sub>opt.</sub> + S  
 Material do rotor / Impeller material: S=0.0 (m)

Modelo do rotor / Modelo del Rodete / Impeller pattern: 24244

K-1385-B- 019

Dados válidos para densidade de 1 kg/dm<sup>3</sup> e viscosidade cinemática até 20 mm<sup>2</sup>/s.  
 Datos válidos para densidad 1 kg/dm<sup>3</sup> y viscosidad cinemática hasta 20 mm<sup>2</sup>/s.  
 Data applies to specific gravity 1.0 and kinematical viscosity up to 20 mm<sup>2</sup>/s.

Tolerâncias de performance conforme ISO 9906 grau 2.  
 Tolerancias de las curvas características según ISO 9906 grado 2.  
 Performance tolerance according to ISO 9906 grade 2.

Bomba Tipo  
 Tipo de Bomba **KSB RDL**  
 Pump Type

Tamanho  
 Tamanho **700-590 B1**  
 Size

60 Hz **KSB**

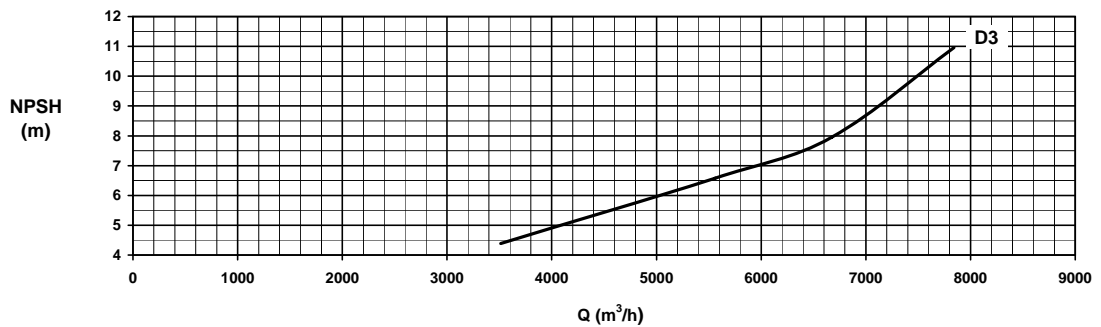
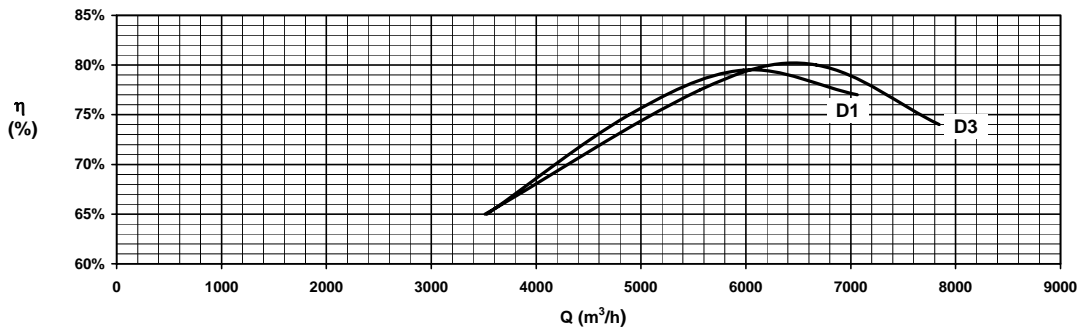
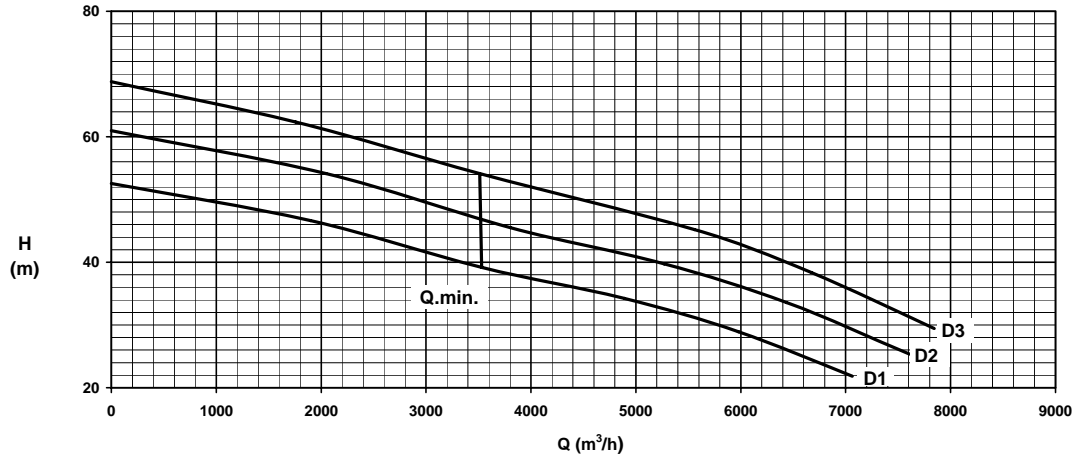
Oferta n° \_\_\_\_\_  
 Oferta - n° \_\_\_\_\_  
 Project - No. \_\_\_\_\_

Item n° \_\_\_\_\_  
 Pos. n° \_\_\_\_\_  
 Item - No. \_\_\_\_\_

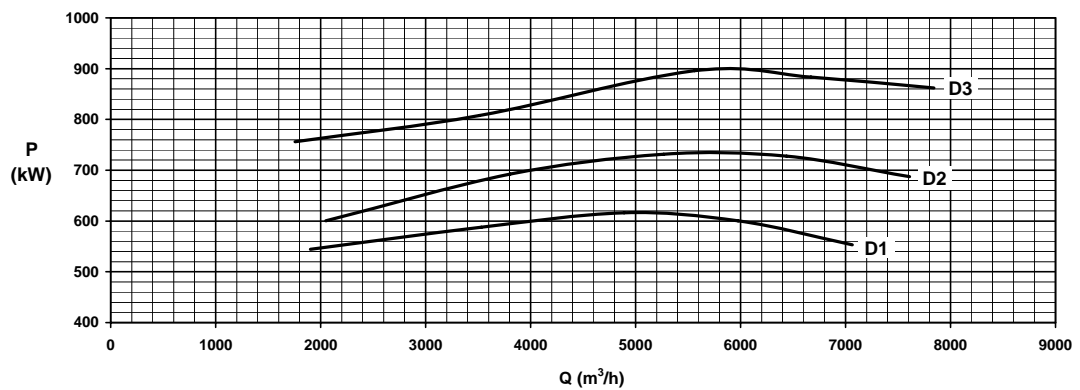
Velocidade Nominal  
 Velocidad Nominal **1160 rpm**  
 Nomimal Speed

D3 = 600/585 mm  
 D2 = 575/540 mm  
 D1 = 535/500 mm

Altura Manométrica  
 Altura Manométrica  
 Head



Potência Absorvida  
 Potencia Necesaria  
 Shaft Power



Q < Q<sub>opt.</sub> : NPSHA >= NPSH<sub>opt.</sub> + S  
 Q > Q<sub>opt.</sub> : NPSHA >= NPSH<sub>opt.</sub> + S  
 Material do rotor / Impeller material: S=0.0 (m)

Modelo do rotor / Modelo del Rodete / Impeller pattern: 24682

K-1385-B- 020

Dados válidos para densidade de 1 kg/dm³ e viscosidade cinemática até 20 mm²/s.  
 Datos válidos para densidad 1 kg/dm³ y viscosidad cinemática hasta 20 mm²/s.  
 Data applies to specific gravity 1.0 and kinematic viscosity up to 20 mm²/s.

Tolerâncias de performance conforme ISO 9906 grau 2.  
 Tolerancias de las curvas características según ISO 9906 grado 2.  
 Performance tolerance according to ISO 9906 grade 2.

Bomba Tipo  
Tipo de Bomba  
Pump Type

**KSB RDL**

Tamanho

Tamanho

Size

**500-510 B2**

**60 Hz**



Oferta n°  
Oferta - n°  
Project - No.

Item n°  
Pos. n°  
Item - No.

Velocidade Nominal

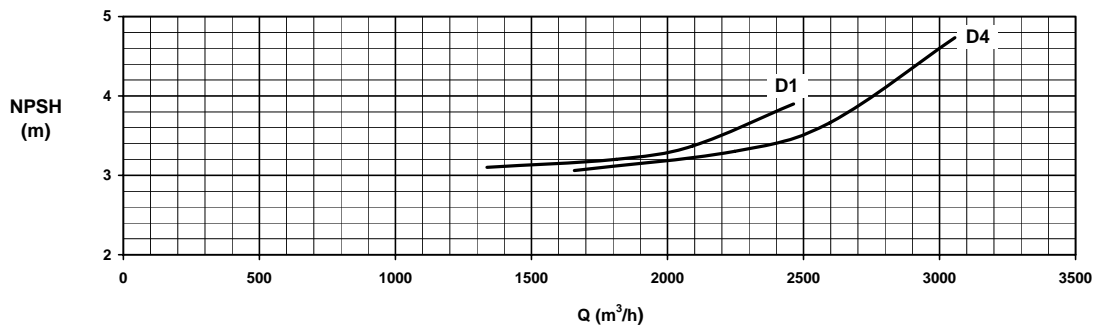
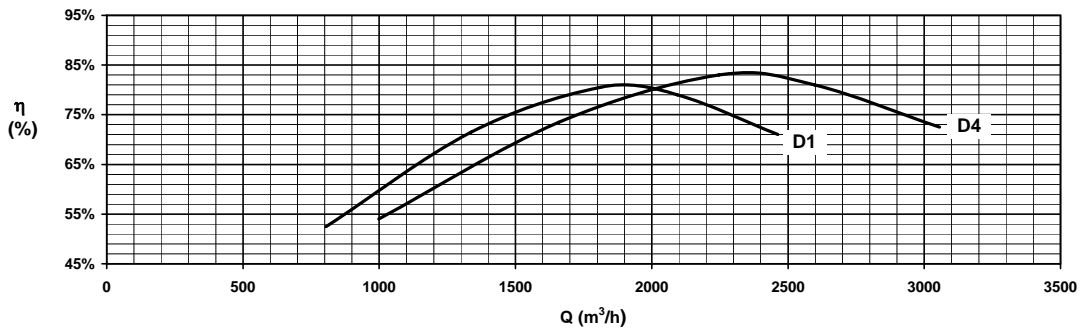
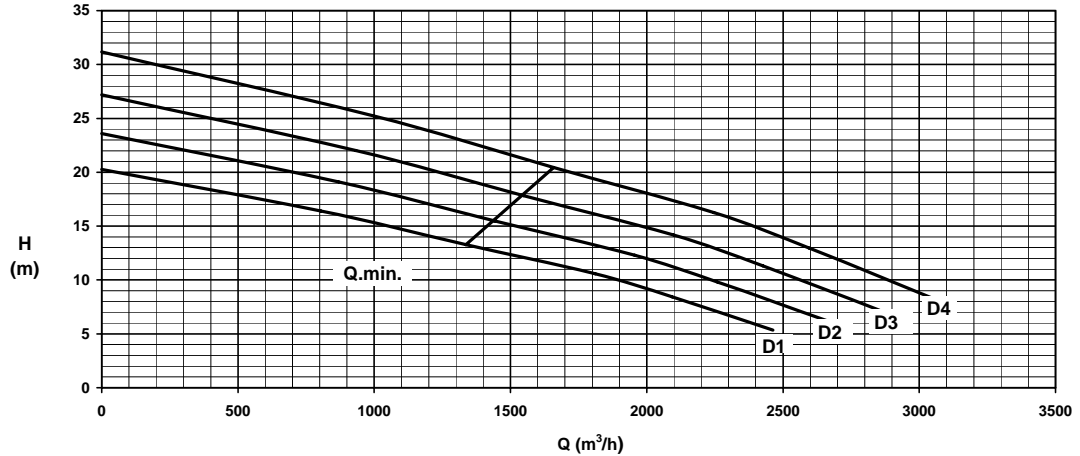
Velocidad Nominal

Nomimal Speed

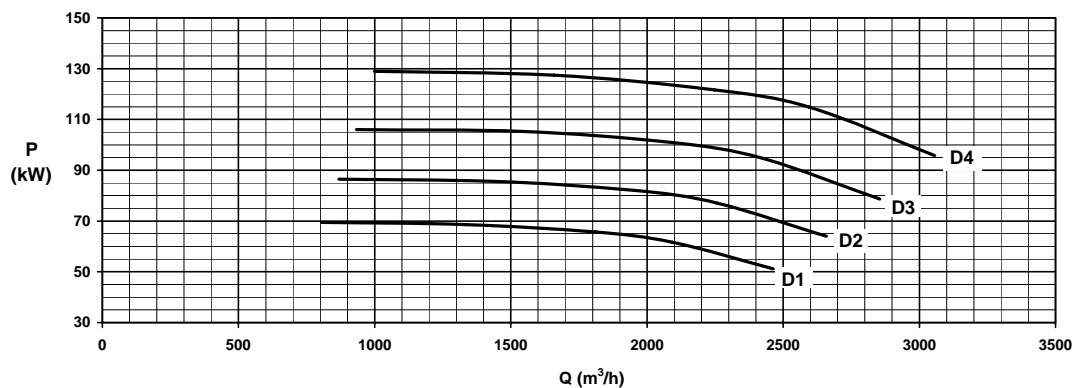
**880 rpm**

D4 = 505/495 mm  
D3 = 472/462 mm  
D2 = 440/430 mm  
D1 = 408/398 mm

Altura Manométrica  
Altura Manométrica  
Head



Potência Absorvida  
Potencia Necesaria  
Shaft Power



Modelo do rotor / Modelo del Rodete / Impeller pattern: 20899

K-1385-B- 021

Dados válidos para densidade de 1 kg/dm<sup>3</sup> e viscosidade cinemática até 20 mm<sup>2</sup>/s.  
Datos válidos para densidad 1 kg/dm<sup>3</sup> y viscosidad cinemática hasta 20 mm<sup>2</sup>/s.  
Data applies to especific gravity 1.0 and kinematical viscosity up to 20 mm<sup>2</sup>/s.

Tolerâncias de performance conforme ISO 9906 grau 2.  
Tolerancias de las curvas características según ISO 9906 grado 2.  
Performance tolerance according to ISO 9906 grade 2.

Bomba Tipo  
 Tipo de Bomba **KSB RDL**  
 Pump Type

Tamanho  
 Tamanho **500-640 A1**  
 Size

60 Hz **KSB**

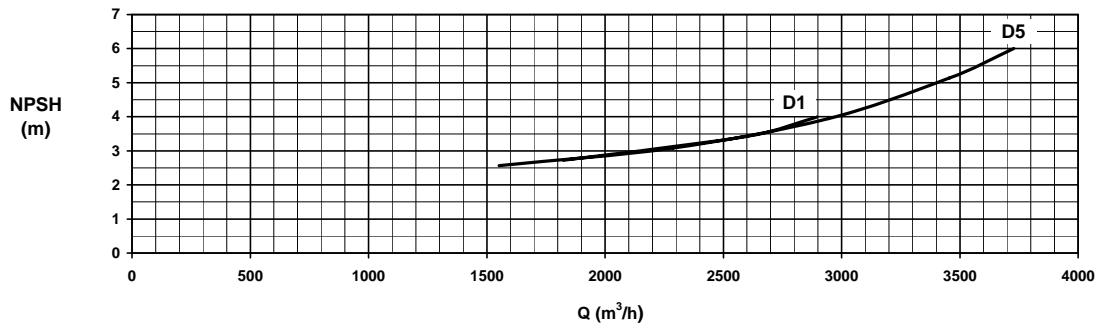
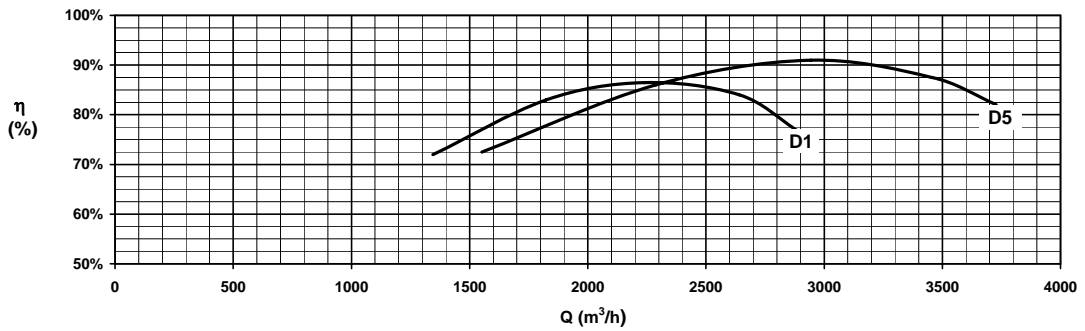
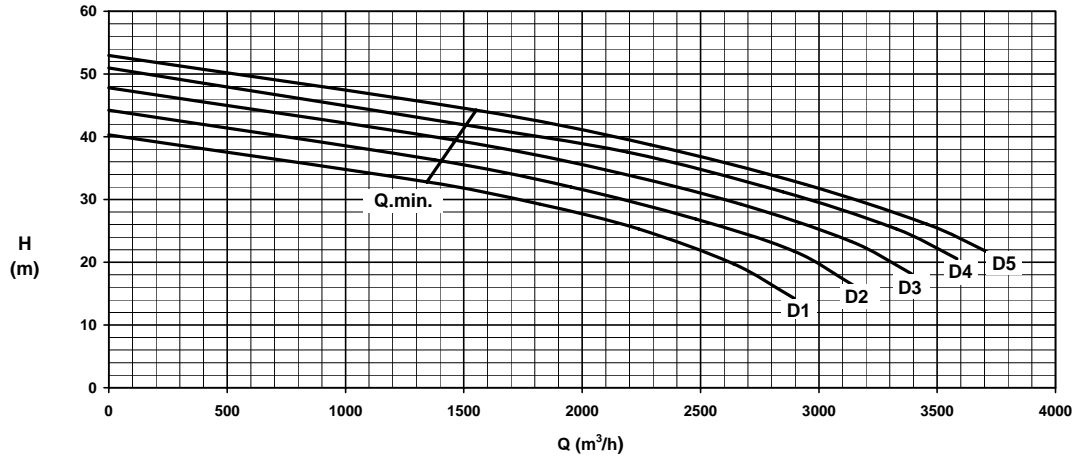
Oferta n° \_\_\_\_\_  
 Oferta - n° \_\_\_\_\_  
 Project - No. \_\_\_\_\_

Item n° \_\_\_\_\_  
 Pos. n° \_\_\_\_\_  
 Item - No. \_\_\_\_\_

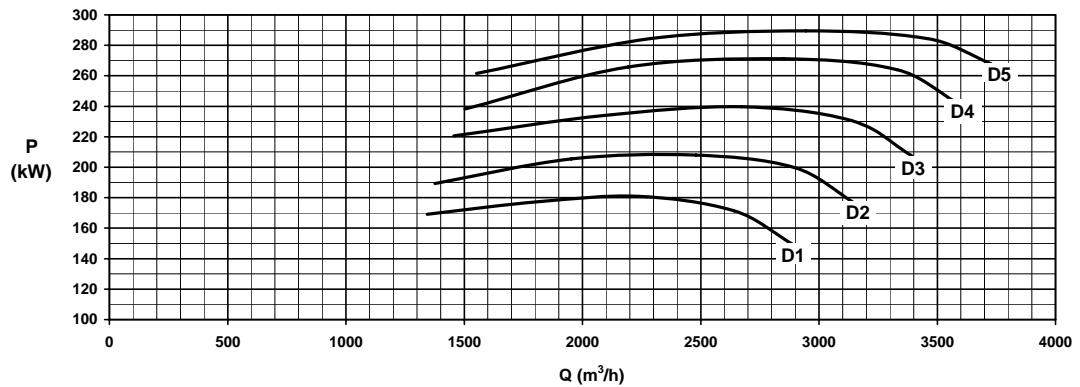
Velocidade Nominal  
 Velocidad Nominal **880 rpm**  
 Nominal Speed

D5 =670 mm  
 D4 =655 mm  
 D3 =635 mm  
 D2 =610 mm  
 D1 =580 mm

Altura Manométrica  
 Altura Manométrica  
 Head



Potência Absorvida  
 Potencia Necesaria  
 Shaft Power



Q < Q<sub>opt.</sub> : NPSHA >= NPSH<sub>opt.</sub> + S  
 Q >= Q<sub>opt.</sub> : NPSHA >= NPSH + S  
 Material do rotor / Impeller material: S=0.0 (m)

Modelo do rotor / Modelo del Rodete / Impeller pattern: 26261

K-1385-B- 022

Dados válidos para densidade de 1 kg/dm³ e viscosidade cinemática até 20 mm²/s.  
 Datos válidos para densidad 1 kg/dm³ y viscosidad cinemática hasta 20 mm²/s.  
 Data applies to specific gravity 1.0 and kinematic viscosity up to 20 mm²/s.

Tolerâncias de performance conforme ISO 9906 grau 2.  
 Tolerancias de las curvas características según ISO 9906 grado 2.  
 Performance tolerance according to ISO 9906 grade 2.

Bomba Tipo  
 Tipo de Bomba **KSB RDL**  
 Pump Type

Tamanho  
 Tamanho **500-700 A2**  
 Size

60 Hz **KSB**

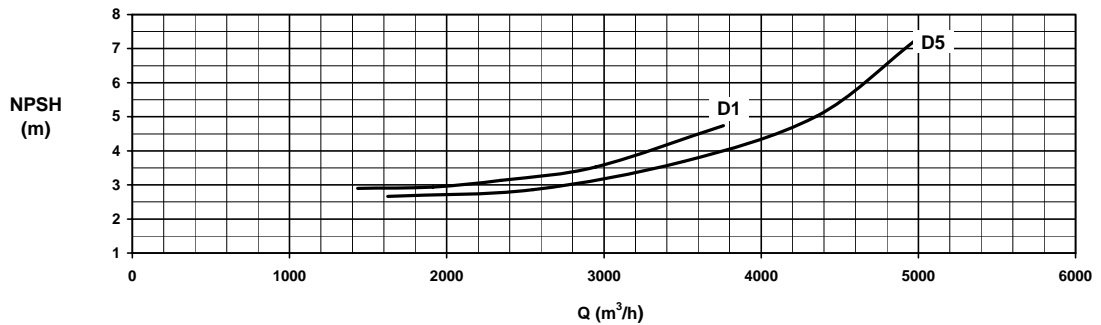
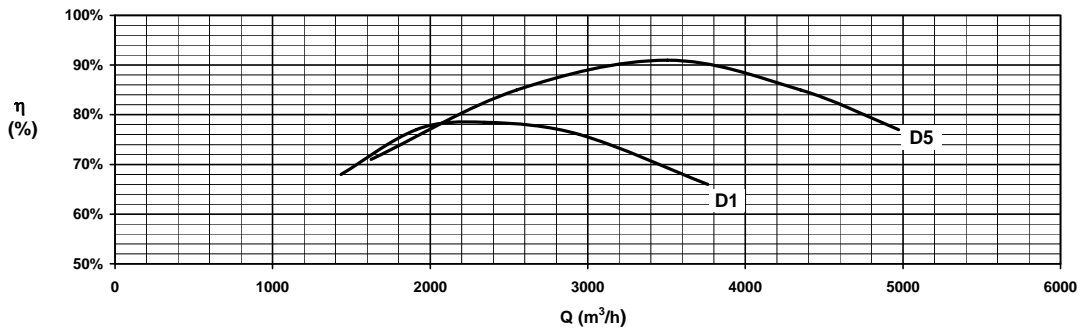
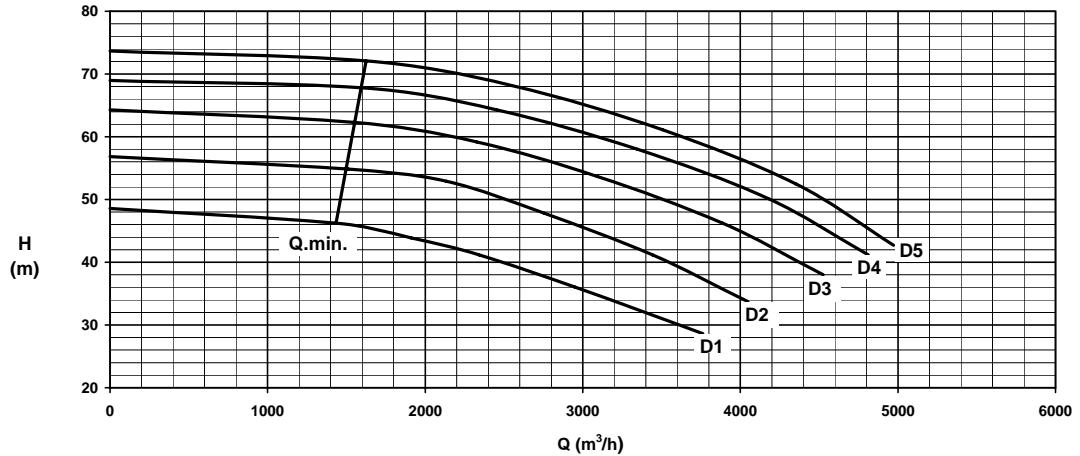
Oferta n° \_\_\_\_\_  
 Oferta - n° \_\_\_\_\_  
 Project - No. \_\_\_\_\_

Item n° \_\_\_\_\_  
 Pos. n° \_\_\_\_\_  
 Item - No. \_\_\_\_\_

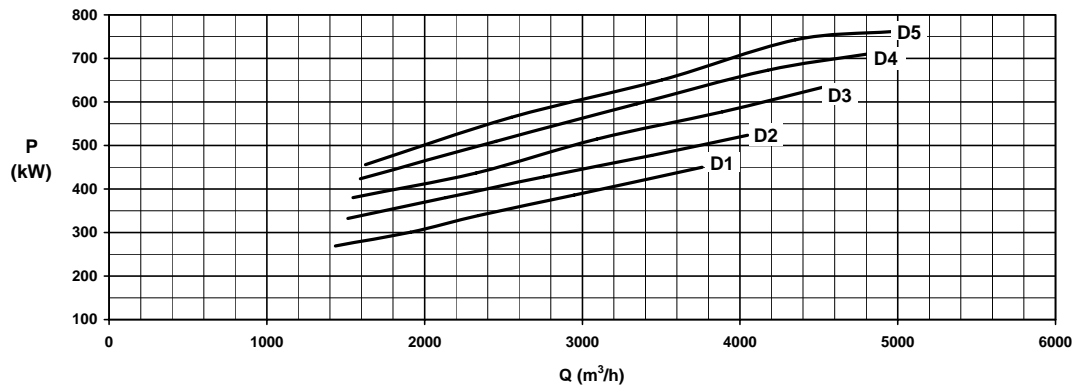
Velocidade Nominal  
 Velocidad Nominal **880 rpm**  
 Nomimal Speed

D5 = 750 mm  
 D4 = 720 mm  
 D3 = 690 mm  
 D2 = 650 mm  
 D1 = 600 mm

Altura Manométrica  
 Altura Manométrica  
 Head



Potência Absorvida  
 Potencia Necesaria  
 Shaft Power



Q < Q<sub>opt.</sub> : NPSHA >= NPSH<sub>opt.</sub> + S  
 Q > Q<sub>opt.</sub> : NPSHA >= NPSH + S  
 Material do rotor / Impeller material: S=0.0 (m)

Modelo do rotor / Modelo del Rodete / Impeller pattern: 27554 / 31060

K-1385-B- 023

Dados válidos para densidade de 1 kg/dm<sup>3</sup> e viscosidade cinemática até 20 mm<sup>2</sup>/s.  
 Datos válidos para densidad 1 kg/dm<sup>3</sup> y viscosidad cinemática hasta 20 mm<sup>2</sup>/s.  
 Data applies to specific gravity 1.0 and kinematical viscosity up to 20 mm<sup>2</sup>/s.

Tolerâncias de performance conforme ISO 9906 grau 2.  
 Tolerancias de las curvas características según ISO 9906 grado 2.  
 Performance tolerance according to ISO 9906 grade 2.

Bomba Tipo  
 Tipo de Bomba **KSB RDL**  
 Pump Type

Tamanho  
 Tamanho **500-700 B1**  
 Size

60 Hz **KSB**

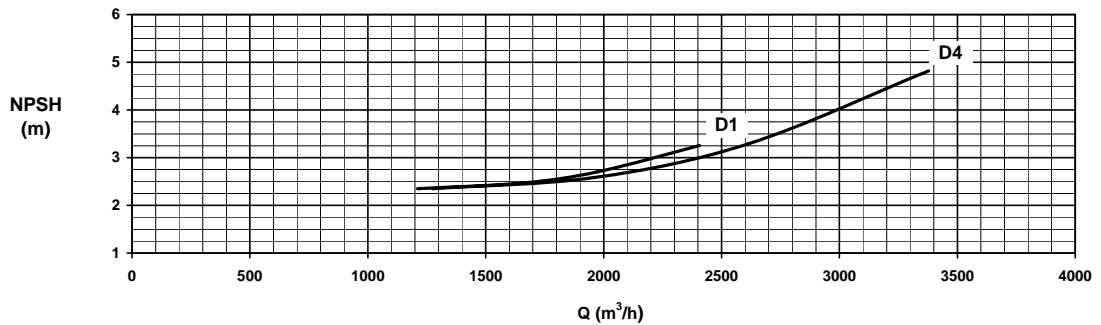
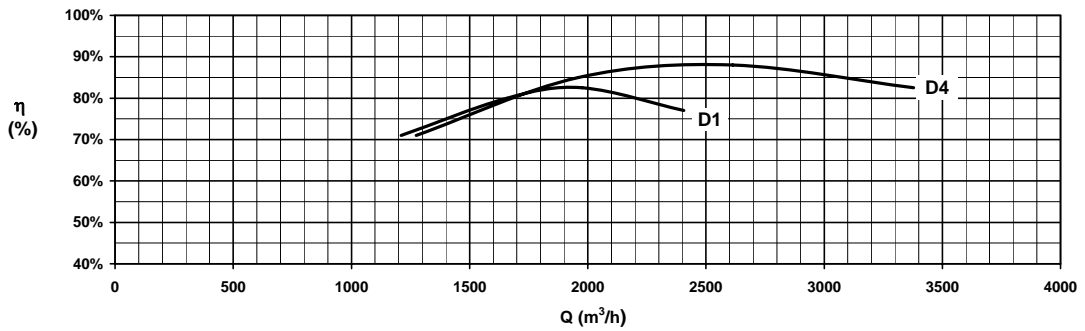
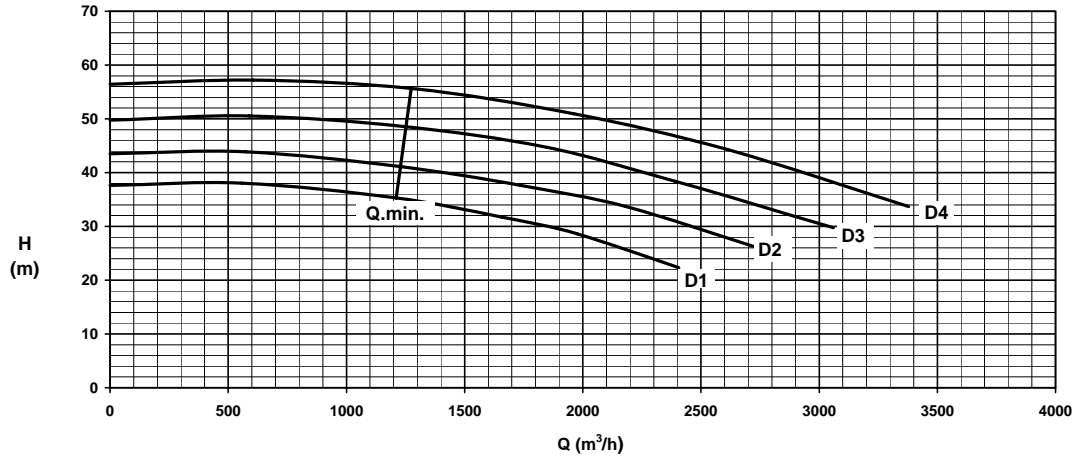
Oferta n°  
 Oferta - n°  
 Project - No.

Item n°  
 Pos. n°  
 Item - No.

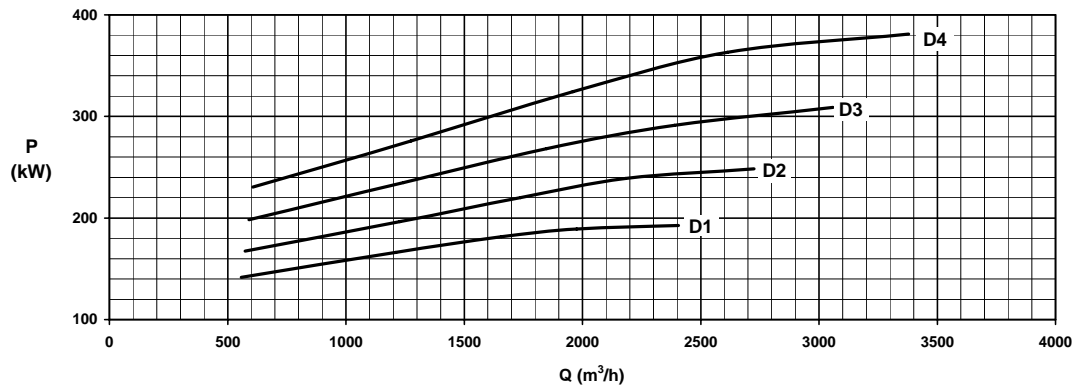
Velocidade Nominal  
 Velocidad Nominal **880 rpm**  
 Nominal Speed

D4 = 672 mm  
 D3 = 635 mm  
 D2 = 595 mm  
 D1 = 555 mm

Altura Manométrica  
 Altura Manométrica  
 Head



Potência Absorvida  
 Potencia Necesaria  
 Shaft Power



Modelo do rotor / Modelo del Rodete / Impeller pattern: 30000

K-1385-B- 024

Dados válidos para densidade de 1 kg/dm³ e viscosidade cinemática até 20 mm²/s.  
 Datos válidos para densidad 1 kg/dm³ y viscosidad cinemática hasta 20 mm²/s.  
 Data applies to specific gravity 1.0 and kinematic viscosity up to 20 mm²/s.

Tolerâncias de performance conforme ISO 9906 grau 2.  
 Tolerancias de las curvas características según ISO 9906 grado 2.  
 Performance tolerance according to ISO 9906 grade 2.



Bomba Tipo  
 Tipo de Bomba **KSB RDL**  
 Pump Type

Tamanho  
 Tamanho **500-790 A1**  
 Size

60 Hz **KSB**

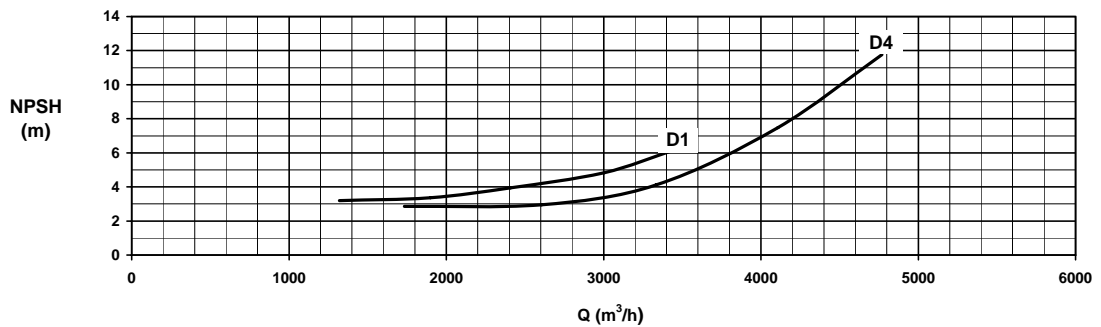
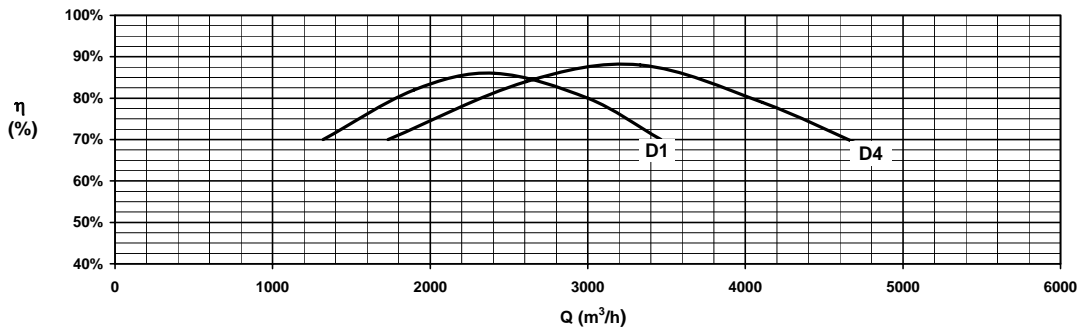
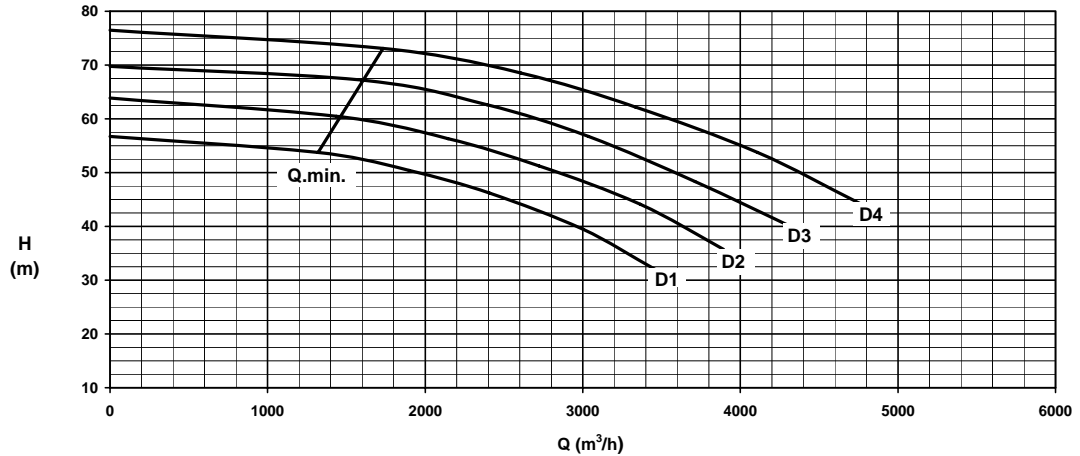
Oferta n°  
 Oferta - n°  
 Project - No.

Item n°  
 Pos. n°  
 Item - No.

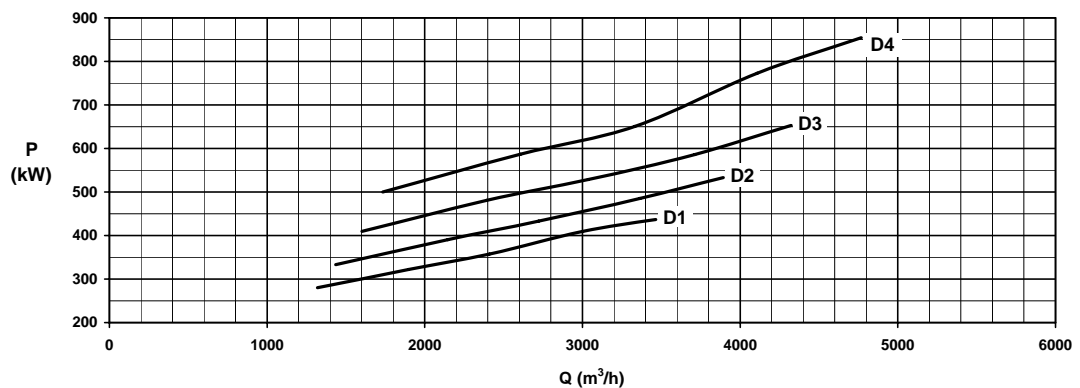
Velocidade Nominal  
 Velocidad Nominal **880 rpm**  
 Nomimal Speed

D4 =790 mm  
 D3 =750 mm  
 D2 =710 mm  
 D1 =670 mm

Altura Manométrica  
 Altura Manométrica  
 Head



Potência Absorvida  
 Potencia Necesaria  
 Shaft Power



Modelo do rotor / Modelo del Rodete / Impeller pattern: 24603

K-1385-B- 025

Dados válidos para densidade de 1 kg/dm³ e viscosidade cinemática até 20 mm²/s.  
 Datos válidos para densidad 1 kg/dm³ y viscosidad cinemática hasta 20 mm²/s.  
 Data applies to specific gravity 1.0 and kinematic viscosity up to 20 mm²/s.

Tolerâncias de performance conforme ISO 9906 grau 2.  
 Tolerancias de las curvas características según ISO 9906 grado 2.  
 Performance tolerance according to ISO 9906 grade 2.

Bomba Tipo  
 Tipo de Bomba **KSB RDL**  
 Pump Type

Tamanho  
 Tamanho **500-790 B1**  
 Size

60 Hz **KSB**

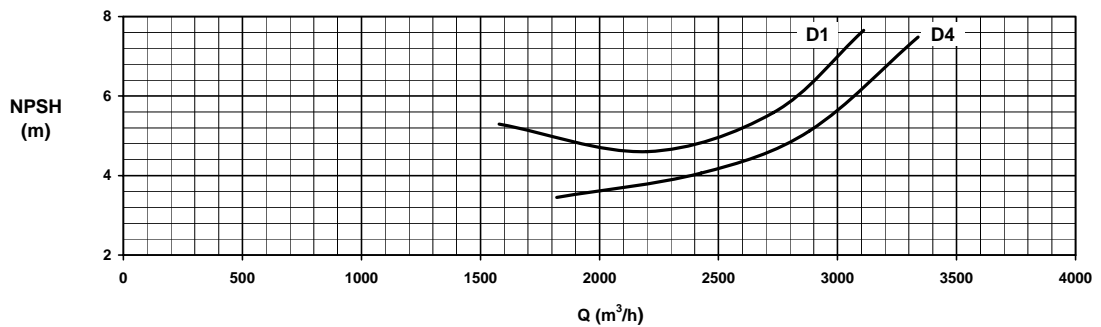
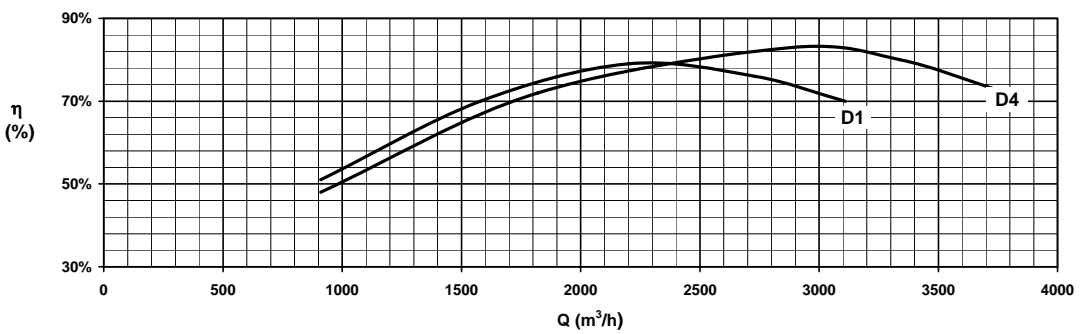
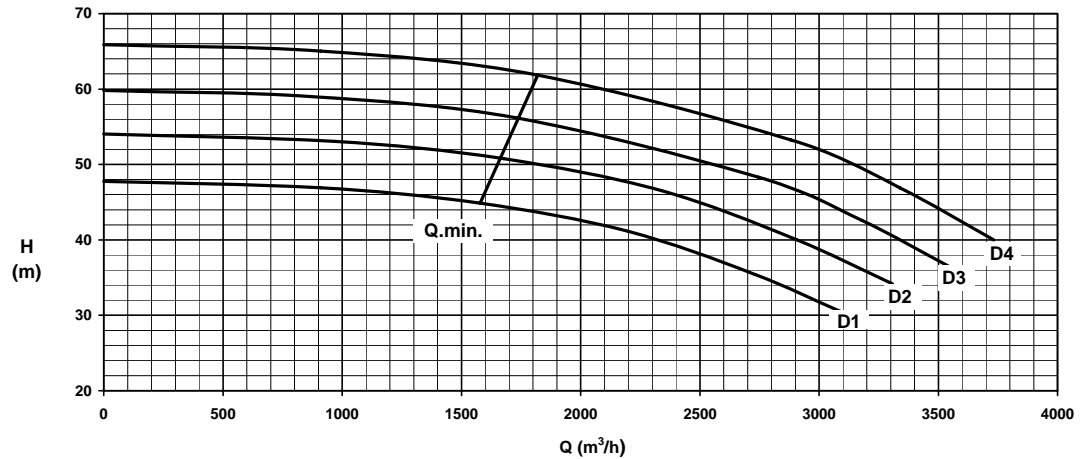
Oferta n° \_\_\_\_\_  
 Oferta - n° \_\_\_\_\_  
 Project - No. \_\_\_\_\_

Item n° \_\_\_\_\_  
 Pos. n° \_\_\_\_\_  
 Item - No. \_\_\_\_\_

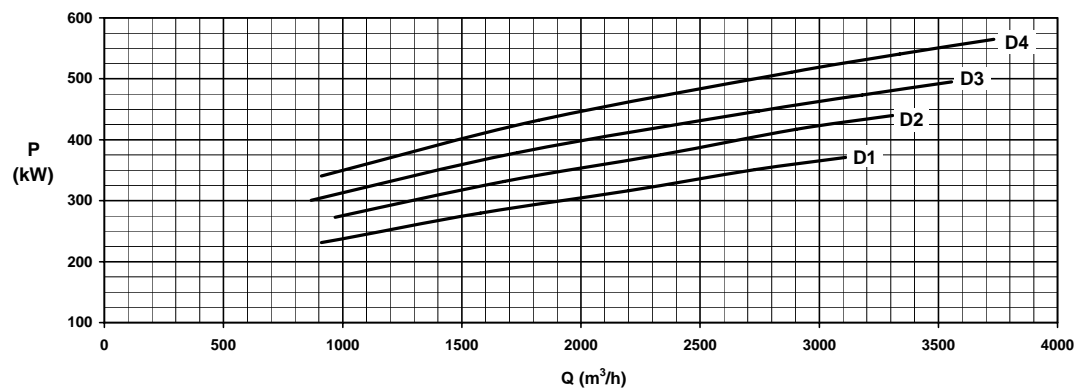
Velocidade Nominal  
 Velocidad Nominal **880 rpm**  
 Nominal Speed

D4 = 740 mm  
 D3 = 705 mm  
 D2 = 670 mm  
 D1 = 630 mm

Altura Manométrica  
 Altura Manométrica  
 Head



Potência Absorvida  
 Potencia Necesaria  
 Shaft Power



Q < Q<sub>opt.</sub> : NPSHA >= NPSH<sub>opt.</sub> + S  
 Q > Q<sub>opt.</sub> : NPSHA >= NPSH<sub>opt.</sub> + S  
 Material do rotor / Impeller material: S=0.0 (m)

Modelo do rotor / Modelo del Rodete / Impeller pattern: 25424

K-1385-B- 026

Dados válidos para densidade de 1 kg/dm³ e viscosidade cinemática até 20 mm²/s.  
 Datos válidos para densidad 1 kg/dm³ y viscosidad cinemática hasta 20 mm²/s.  
 Data applies to specific gravity 1.0 and kinematical viscosity up to 20 mm²/s.

Tolerâncias de performance conforme ISO 9906 grau 2.  
 Tolerancias de las curvas características según ISO 9906 grado 2.  
 Performance tolerance according to ISO 9906 grade 2.

Bomba Tipo  
 Tipo de Bomba **KSB RDL**  
 Pump Type

Tamanho  
 Tamanho **500-890 A1**  
 Size

60 Hz **KSB**

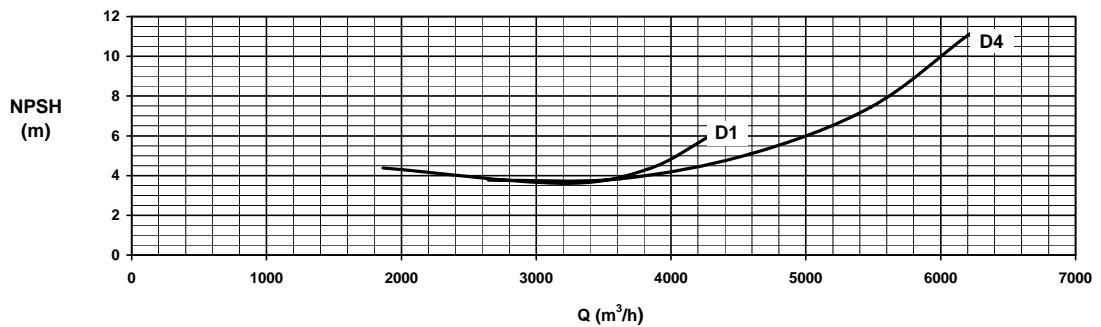
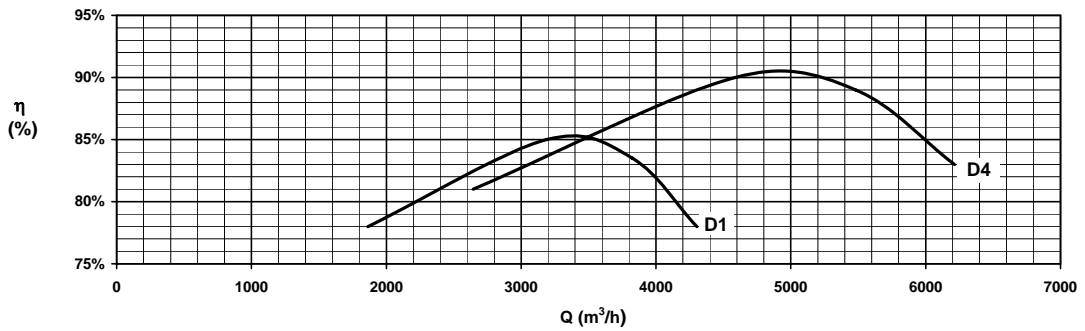
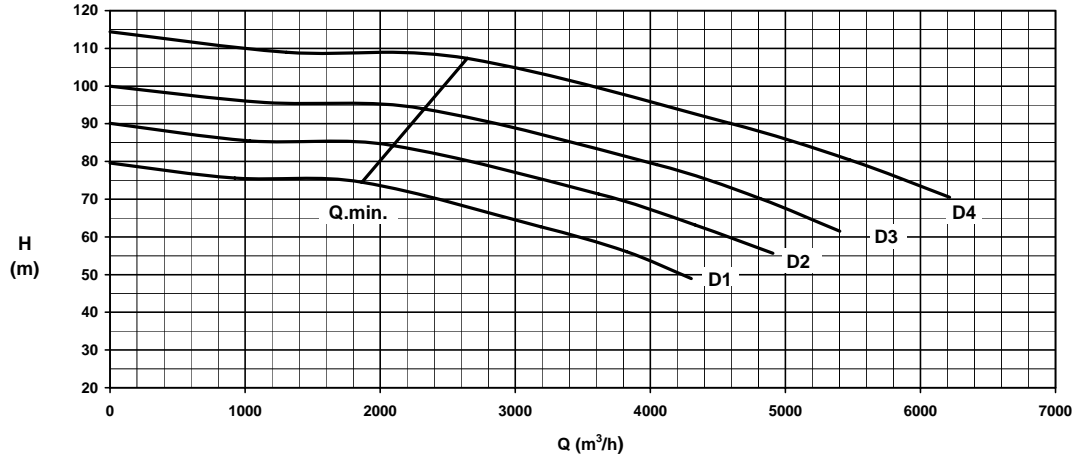
Oferta n° \_\_\_\_\_  
 Oferta - n° \_\_\_\_\_  
 Project - No. \_\_\_\_\_

Item n° \_\_\_\_\_  
 Pos. n° \_\_\_\_\_  
 Item - No. \_\_\_\_\_

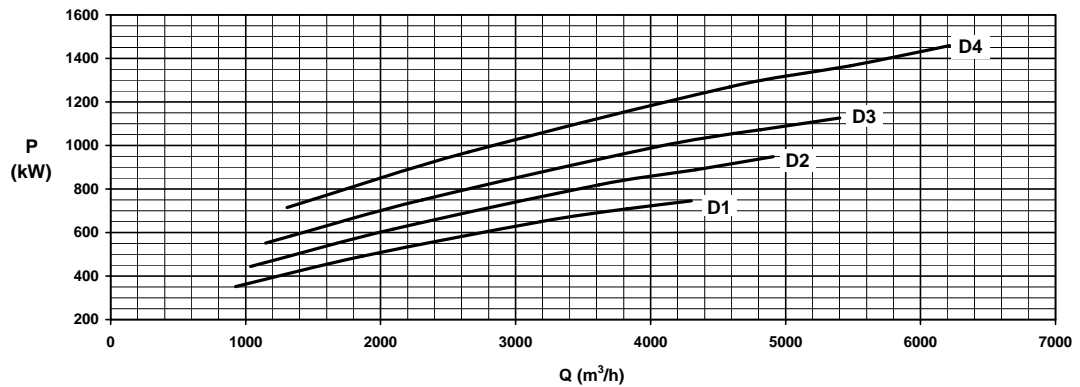
Velocidade Nominal  
 Velocidad Nominal **880 rpm**  
 Nominal Speed

D4 = 930 mm  
 D3 = 870 mm  
 D2 = 825 mm  
 D1 = 775 mm

Altura Manométrica  
 Altura Manométrica  
 Head



Potência Absorvida  
 Potencia Necesaria  
 Shaft Power



Modelo do rotor / Modelo del Rodete / Impeller pattern: 18431

K-1385-B- 027

Dados válidos para densidade de 1 kg/dm³ e viscosidade cinemática até 20 mm²/s.  
 Datos válidos para densidad 1 kg/dm³ y viscosidad cinemática hasta 20 mm²/s.  
 Data applies to specific gravity 1.0 and kinematic viscosity up to 20 mm²/s.

Tolerâncias de performance conforme ISO 9906 grau 2.  
 Tolerancias de las curvas características según ISO 9906 grado 2.  
 Performance tolerance according to ISO 9906 grade 2.

Bomba Tipo  
Tipo de Bomba  
Pump Type

**KSB RDL**

Tamanho  
Tamaño  
Size

**500-890 A2**

60 Hz



Oferta n°  
Oferta - n°  
Project - No.

Item n°  
Pos. n°  
Item - No.

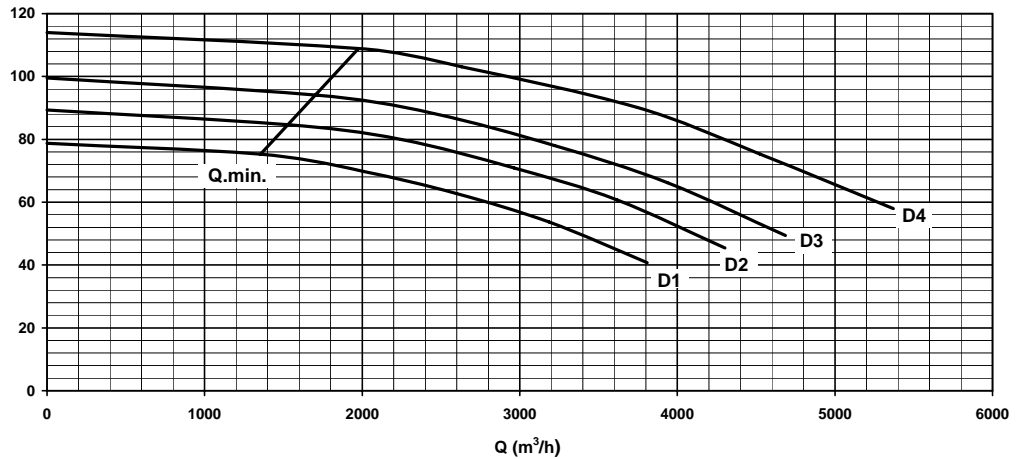
Velocidade Nominal  
Velocidad Nominal  
Nominal Speed

**880 rpm**

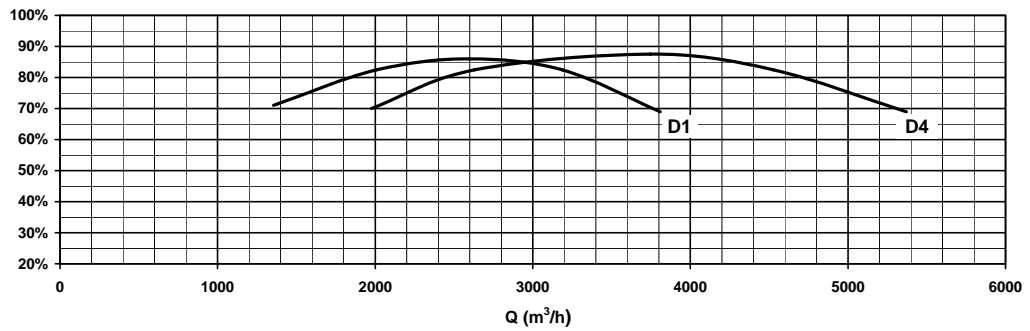
D4 = 945 mm  
D3 = 880 mm  
D2 = 825 mm  
D1 = 775 mm

Altura Manométrica  
Altura Manométrica  
Head

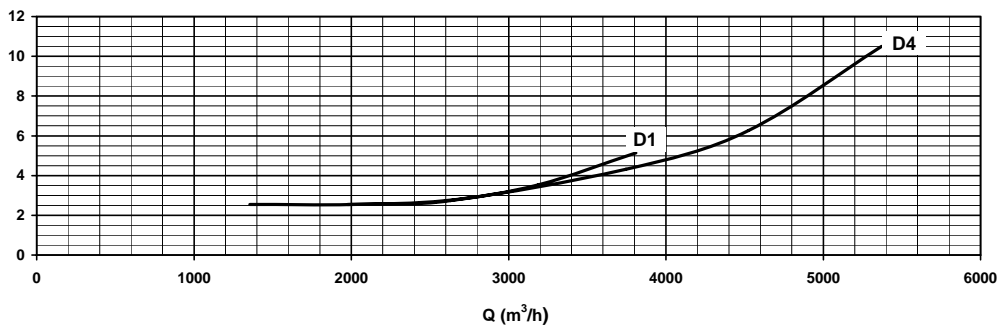
H  
(m)



$\eta$   
(%)

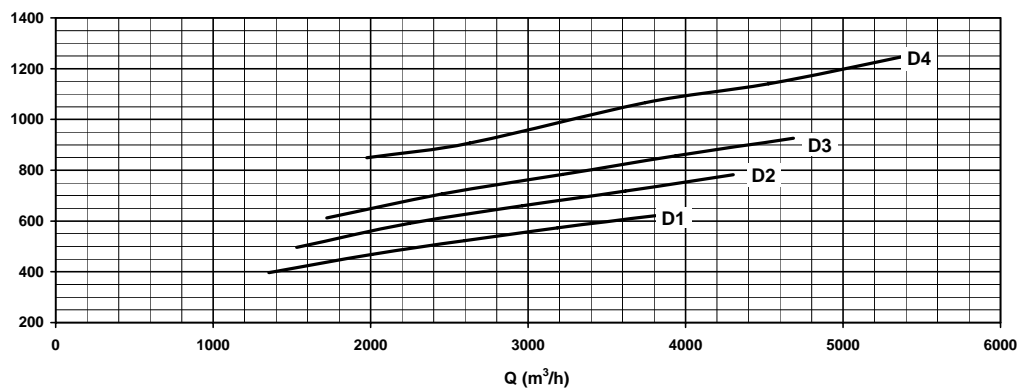


NPSH  
(m)



Potência Absorvida  
Potencia Necesaria  
Shaft Power

P  
(kW)



Q < Q<sub>opt.</sub> : NPSHA >= NPSH<sub>opt</sub> + S  
Q > Q<sub>opt.</sub> : NPSHA >= NPSH<sub>opt</sub> + S  
Material do rotor / Impeller material: S=0.0 (m)

Modelo do rotor / Modelo del Rodete / Impeller pattern: 23390

K-1385-B- 028

Dados válidos para densidade de 1 kg/dm<sup>3</sup> e viscosidade cinemática até 20 mm<sup>2</sup>/s.  
Datos válidos para densidad 1 kg/dm<sup>3</sup> y viscosidad cinemática hasta 20 mm<sup>2</sup>/s.  
Data applies to specific gravity 1.0 and kinematic viscosity up to 20 mm<sup>2</sup>/s.

Tolerâncias de performance conforme ISO 9906 grau 2.  
Tolerancias de las curvas características según ISO 9906 grado 2.  
Performance tolerance according to ISO 9906 grade 2.

Bomba Tipo  
 Tipo de Bomba **KSB RDL**  
 Pump Type

Tamanho  
 Tamanho **500-890 A3**  
 Size

60 Hz **KSB**

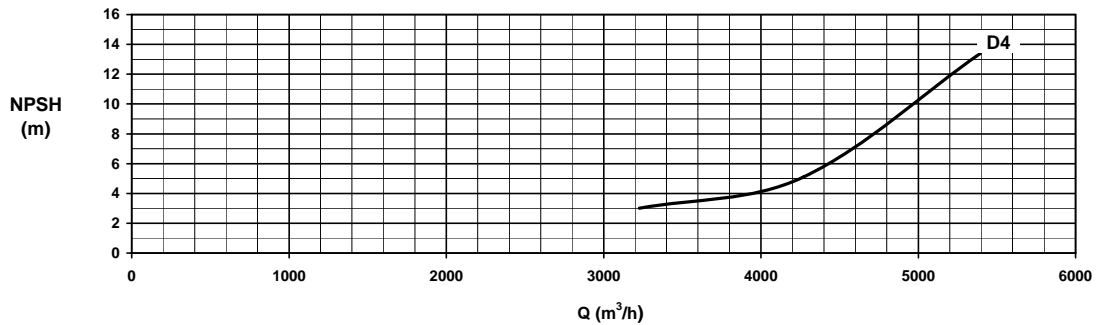
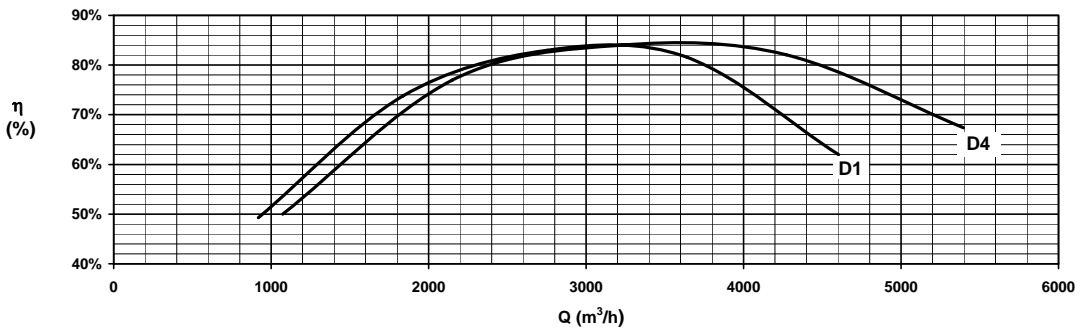
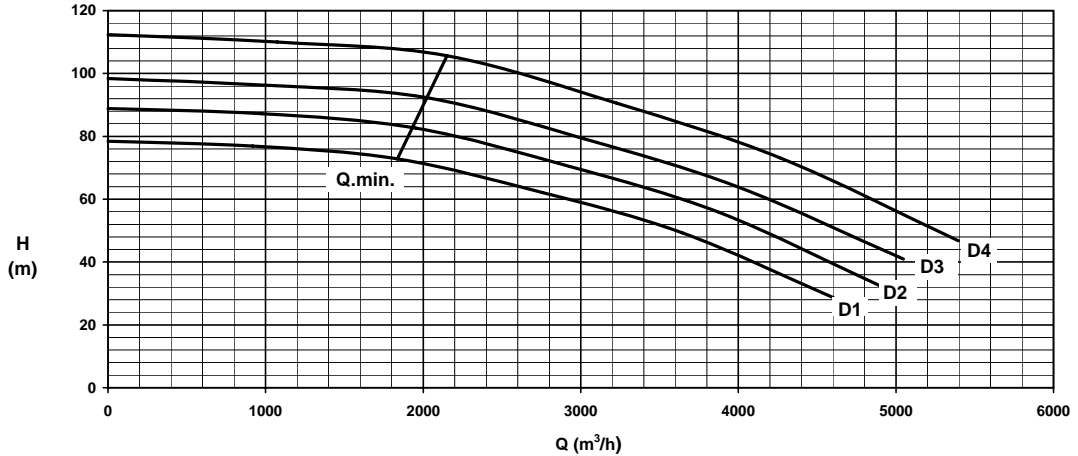
Oferta n° \_\_\_\_\_  
 Oferta - n° \_\_\_\_\_  
 Project - No. \_\_\_\_\_

Item n° \_\_\_\_\_  
 Pos. n° \_\_\_\_\_  
 Item - No. \_\_\_\_\_

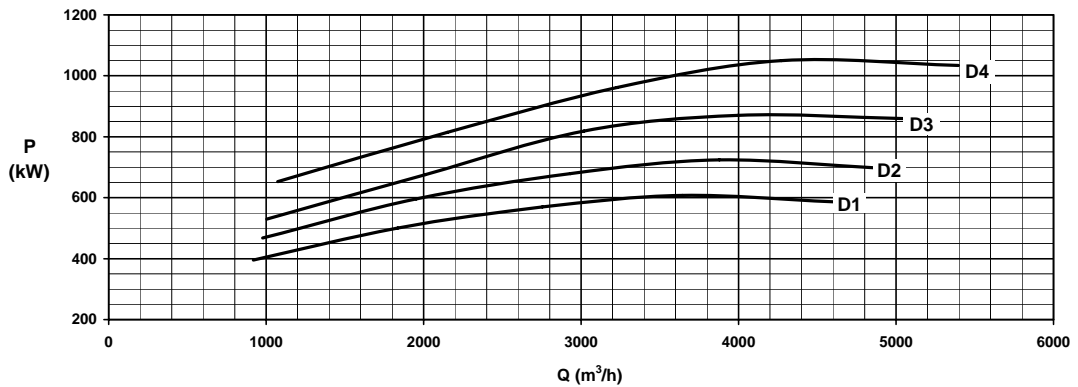
Velocidade Nominal  
 Velocidad Nominal **880 rpm**  
 Nominal Speed

D4 = 930 mm  
 D3 = 870 mm  
 D2 = 825 mm  
 D1 = 775 mm

Altura Manométrica  
 Altura Manométrica  
 Head



Potência Absorvida  
 Potencia Necesaria  
 Shaft Power



Q < Q<sub>opt.</sub> : NPSHA >= NPSH<sub>opt.</sub> + S  
 Q > Q<sub>opt.</sub> : NPSHA >= NPSH<sub>opt.</sub> + S  
 Material do rotor / Impeller material: S=0.0 (m)

Modelo do rotor / Modelo del Rodete / Impeller pattern: MO31833

K-1385-B- 029

Dados válidos para densidade de 1 kg/dm<sup>3</sup> e viscosidade cinemática até 20 mm<sup>2</sup>/s.  
 Datos válidos para densidad 1 kg/dm<sup>3</sup> y viscosidad cinemática hasta 20 mm<sup>2</sup>/s.  
 Data applies to specific gravity 1.0 and kinematic viscosity up to 20 mm<sup>2</sup>/s.

Tolerâncias de performance conforme ISO 9906 grau 2.  
 Tolerancias de las curvas características según ISO 9906 grado 2.  
 Performance tolerance according to ISO 9906 grade 2.

Bomba Tipo  
 Tipo de Bomba **KSB RDL**  
 Pump Type

Tamanho  
 Tamanho **600-540 A1**  
 Size

60 Hz **KSB**

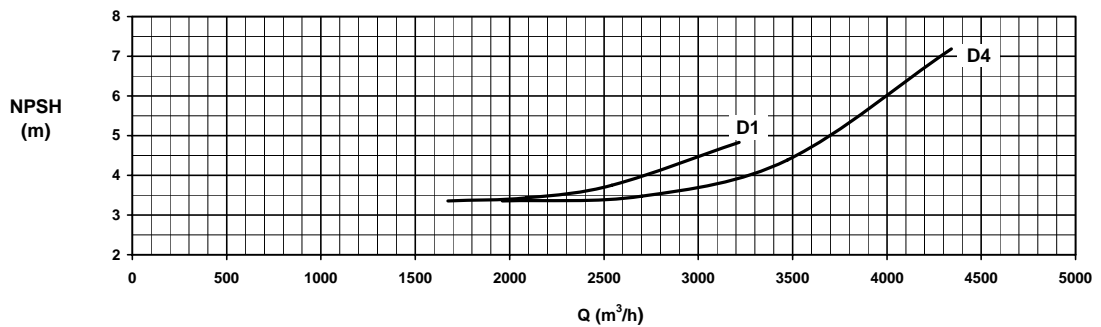
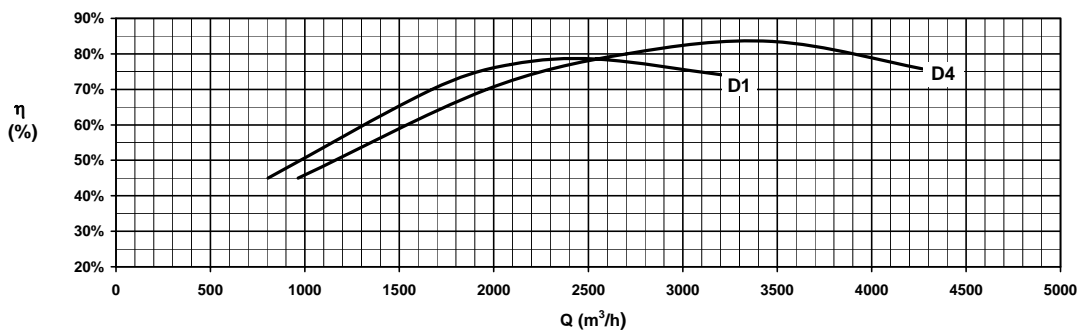
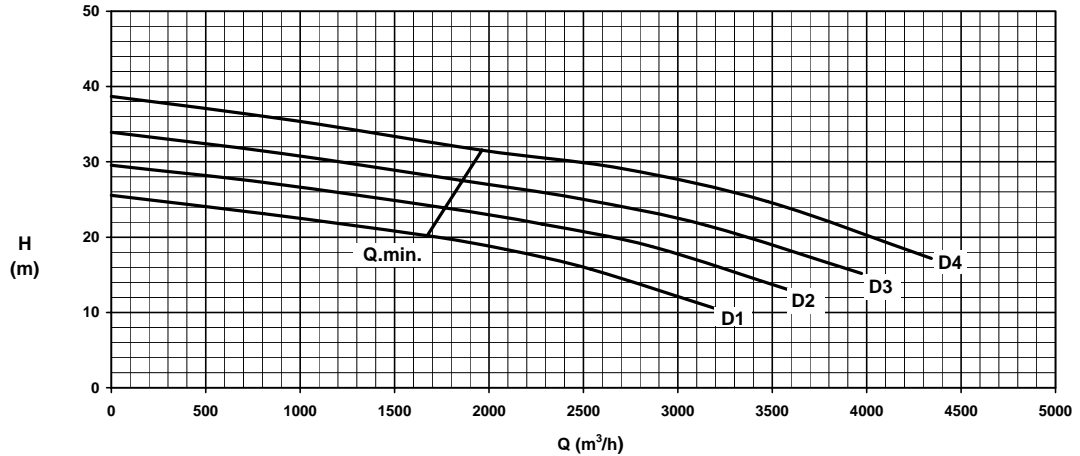
Oferta n° \_\_\_\_\_  
 Oferta - n° \_\_\_\_\_  
 Project - No. \_\_\_\_\_

Item n° \_\_\_\_\_  
 Pos. n° \_\_\_\_\_  
 Item - No. \_\_\_\_\_

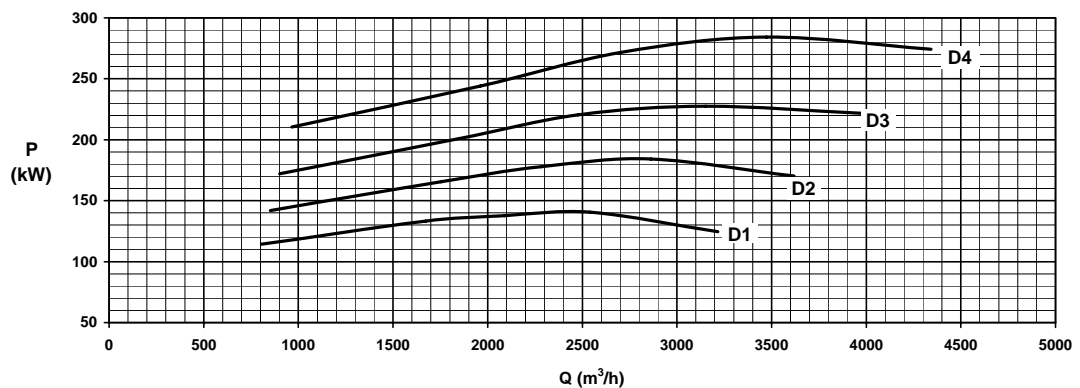
Velocidade Nominal  
 Velocidad Nominal **880 rpm**  
 Nomimal Speed

D4 =575 mm  
 D3 =540 mm  
 D2 =505 mm  
 D1 =470 mm

Altura Manométrica  
 Altura Manométrica  
 Head



Potência Absorvida  
 Potencia Necesaria  
 Shaft Power



Q < Q<sub>opt.</sub> : NPSHA >= NPSH<sub>opt.</sub> + S  
 Q > Q<sub>opt.</sub> : NPSHA >= NPSH<sub>opt.</sub> + S  
 Material do rotor / Impeller material: S=0.0 (m)

Modelo do rotor / Modelo del Rodete / Impeller pattern: 24012

K-1385-B- 030

Dados válidos para densidade de 1 kg/dm³ e viscosidade cinemática até 20 mm²/s.  
 Datos válidos para densidad 1 kg/dm³ y viscosidad cinemática hasta 20 mm²/s.  
 Data applies to specific gravity 1.0 and kinematic viscosity up to 20 mm²/s.

Tolerâncias de performance conforme ISO 9906 grau 2.  
 Tolerancias de las curvas características según ISO 9906 grado 2.  
 Performance tolerance according to ISO 9906 grade 2.

Bomba Tipo  
Tipo de Bomba  
Pump Type

**KSB RDL**

Tamanho

Tamaño

Size

**600-540 A2**

**60 Hz**



Oferta n°  
Oferta - n°  
Project - No.

Item n°  
Pos. n°  
Item - No.

Velocidade Nominal

Velocidad Nominal

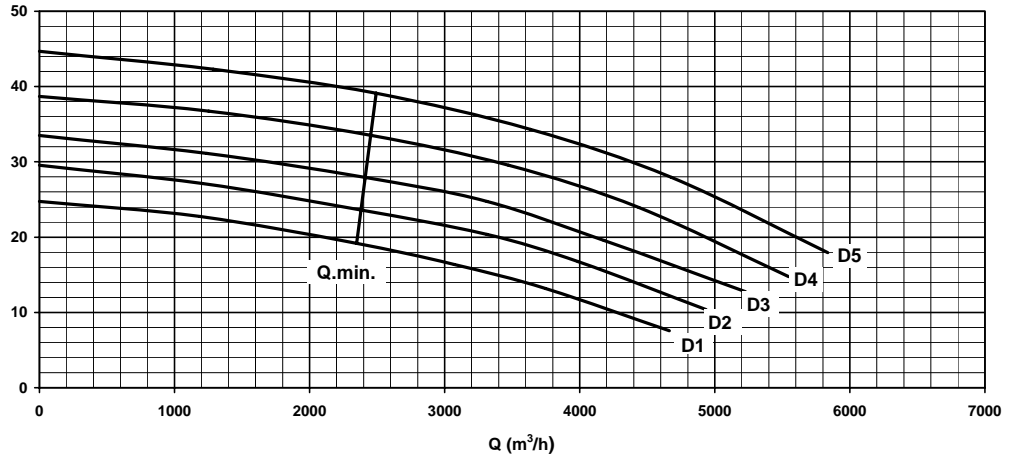
Nomimal Speed

**880 rpm**

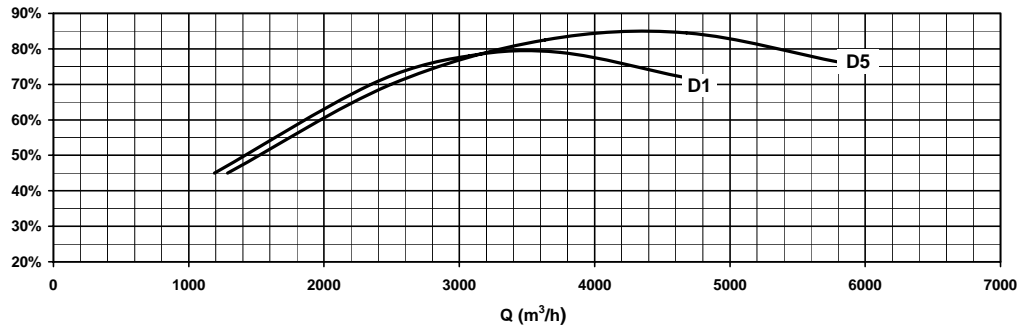
D5 =630 mm  
D4 =590 mm  
D3 =550 mm  
D2 =510 mm  
D1 =470 mm

Altura Manométrica  
Altura Manométrica  
Head

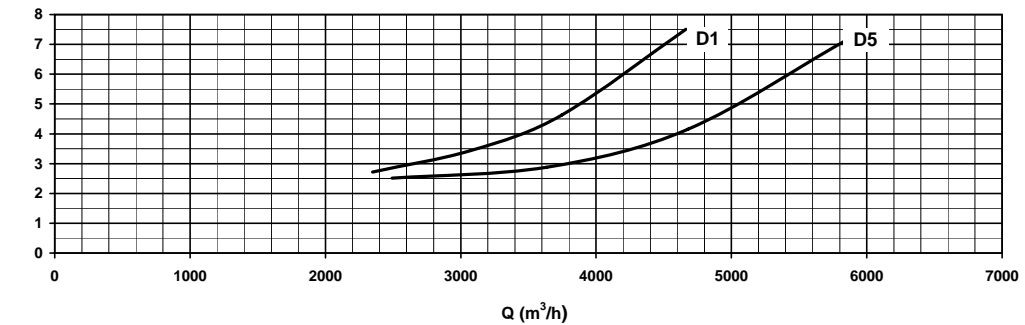
H  
(m)



$\eta$   
(%)

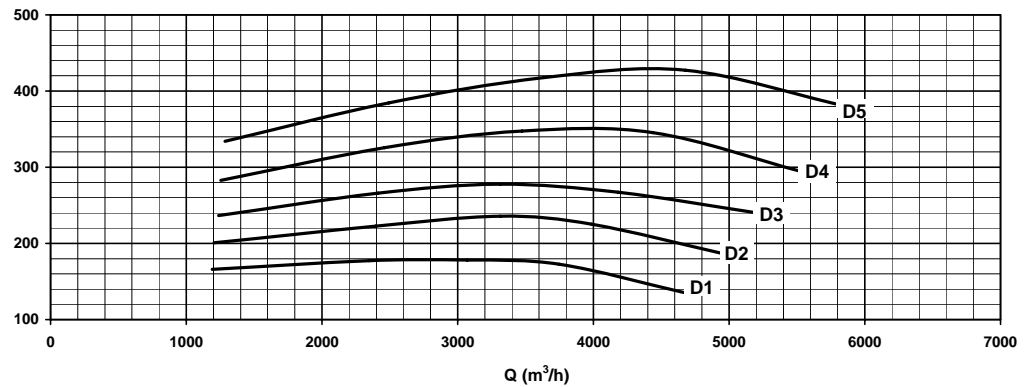


NPSH  
(m)



Potência Absorvida  
Potencia Necesaria  
Shaft Power

P  
(kW)



Q < Q<sub>opt.</sub> : NPSHA >= NPSH<sub>opt.</sub> + S  
Q > Q<sub>opt.</sub> : NPSHA >= NPSH<sub>opt.</sub> + S  
Material do rotor / Impeller material: S=0.0 (m)

Modelo do rotor / Modelo del Rodete / Impeller pattern: 24765 / 23208

K-1385-B- 031

Dados válidos para densidade de 1 kg/dm<sup>3</sup> e viscosidade cinemática até 20 mm<sup>2</sup>/s.  
Datos válidos para densidad 1 kg/dm<sup>3</sup> y viscosidad cinemática hasta 20 mm<sup>2</sup>/s.  
Data applies to specific gravity 1.0 and kinematic viscosity up to 20 mm<sup>2</sup>/s.

Tolerâncias de performance conforme ISO 9906 grau 2.  
Tolerancias de las curvas características según ISO 9906 grado 2.  
Performance tolerance according to ISO 9906 grade 2.

Bomba Tipo  
 Tipo de Bomba **KSB RDL**  
 Pump Type

Tamanho  
 Tamanho **600-830 A1**  
 Size

60 Hz **KSB**

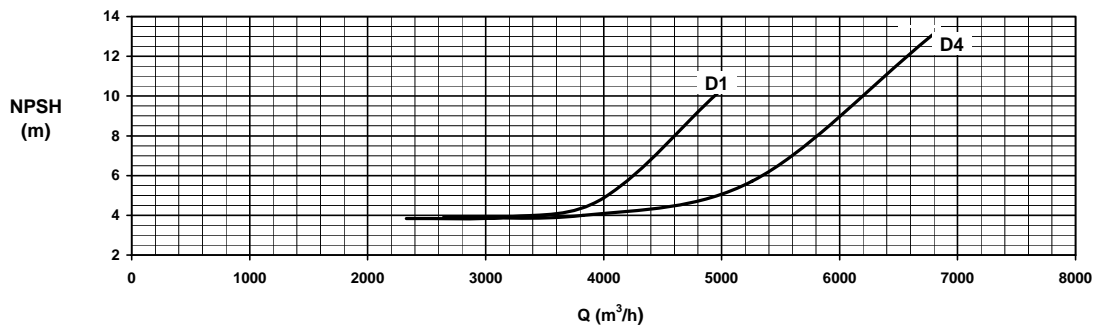
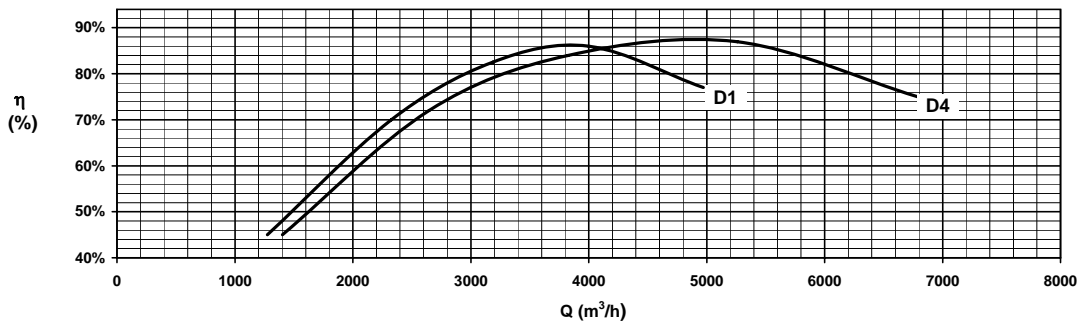
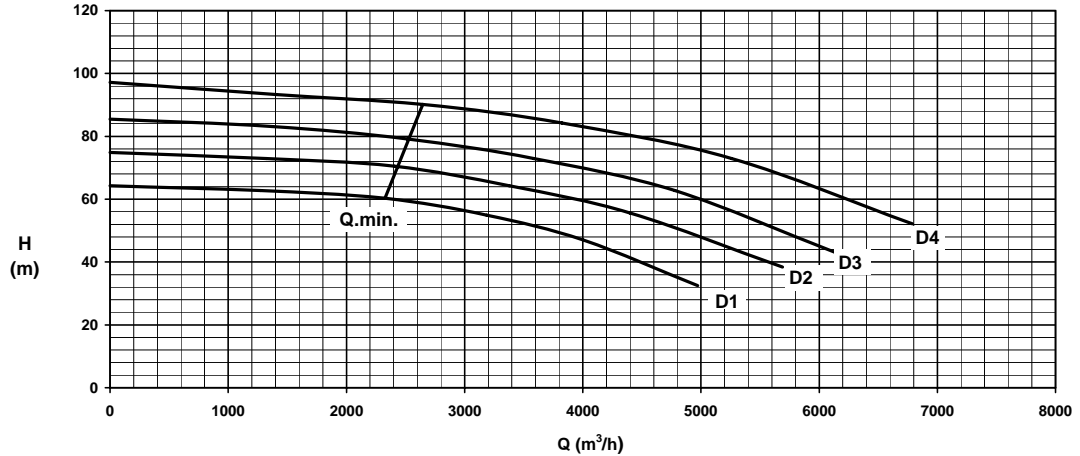
Oferta n° \_\_\_\_\_  
 Oferta - n° \_\_\_\_\_  
 Project - No. \_\_\_\_\_

Item n° \_\_\_\_\_  
 Pos. n° \_\_\_\_\_  
 Item - No. \_\_\_\_\_

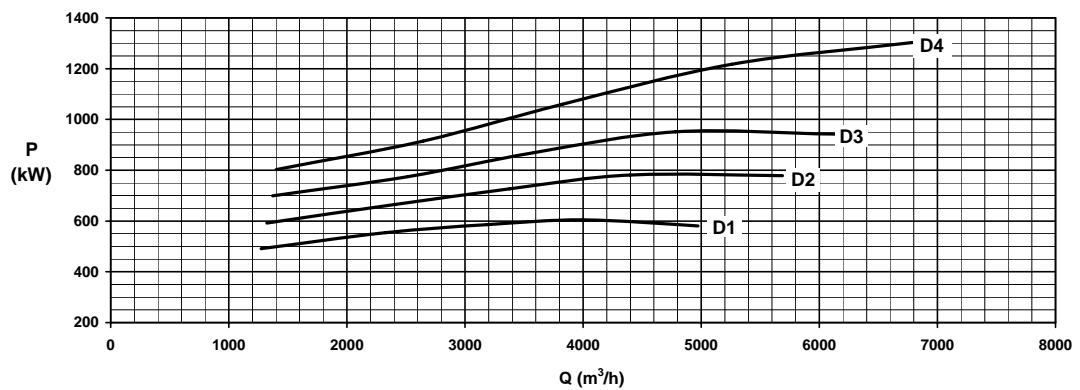
Velocidade Nominal  
 Velocidad Nominal **880 rpm**  
 Nomimal Speed

D4 = 870 mm  
 D3 = 820 mm  
 D2 = 770 mm  
 D1 = 720 mm

Altura Manométrica  
 Altura Manométrica  
 Head



Potência Absorvida  
 Potencia Necesaria  
 Shaft Power



Q < Q<sub>opt.</sub> : NPSHA >= NPSH<sub>opt.</sub> + S  
 Q > Q<sub>opt.</sub> : NPSHA >= NPSH<sub>opt.</sub> + S  
 Material do rotor / Impeller material: S=0.0 (m)

Modelo do rotor / Modelo del Rodete / Impeller pattern: 22028

K-1385-B- 032

Dados válidos para densidade de 1 kg/dm³ e viscosidade cinemática até 20 mm²/s.  
 Datos válidos para densidad 1 kg/dm³ y viscosidad cinemática hasta 20 mm²/s.  
 Data applies to specific gravity 1.0 and kinematic viscosity up to 20 mm²/s.

Tolerâncias de performance conforme ISO 9906 grau 2.  
 Tolerancias de las curvas características según ISO 9906 grado 2.  
 Performance tolerance according to ISO 9906 grade 2.



Bomba Tipo  
 Tipo de Bomba **KSB RDL**  
 Pump Type

Tamanho  
 Tamanho **600-830 A2**  
 Size

60 Hz **KSB**

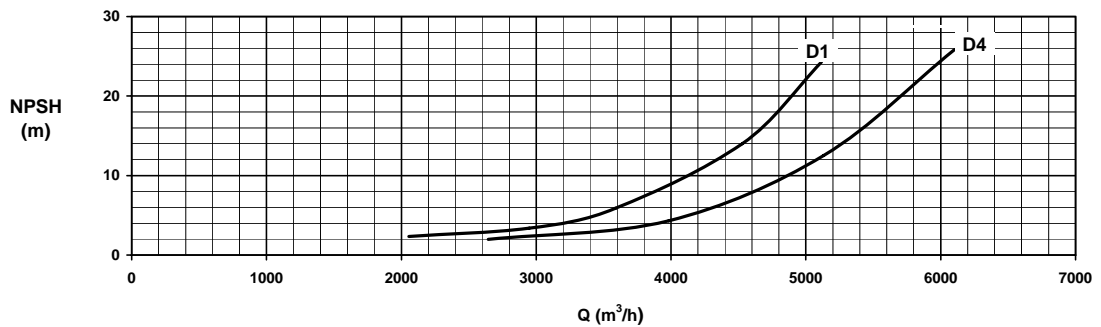
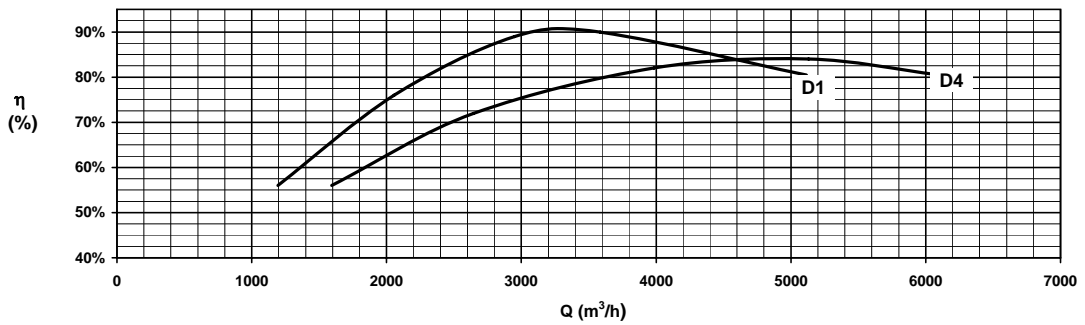
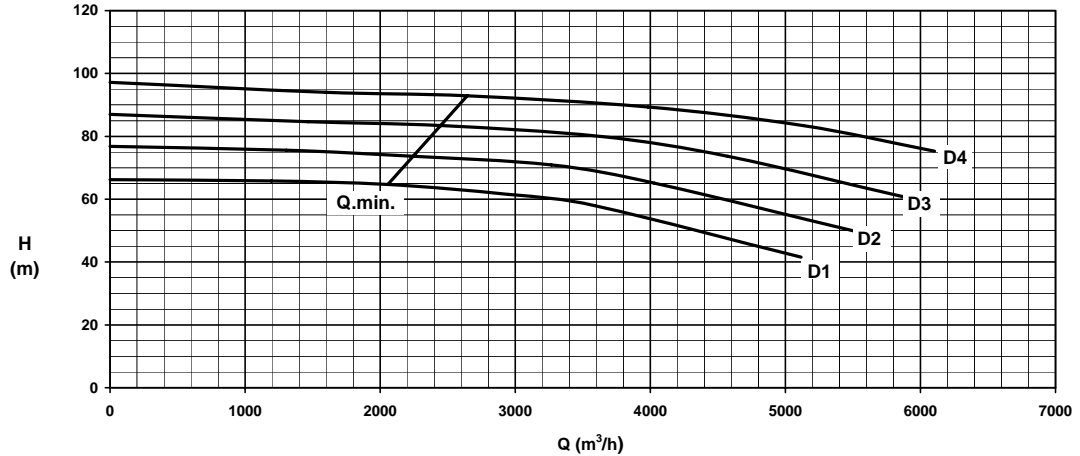
Oferta n° \_\_\_\_\_  
 Oferta - n° \_\_\_\_\_  
 Project - No. \_\_\_\_\_

Item n° \_\_\_\_\_  
 Pos. n° \_\_\_\_\_  
 Item - No. \_\_\_\_\_

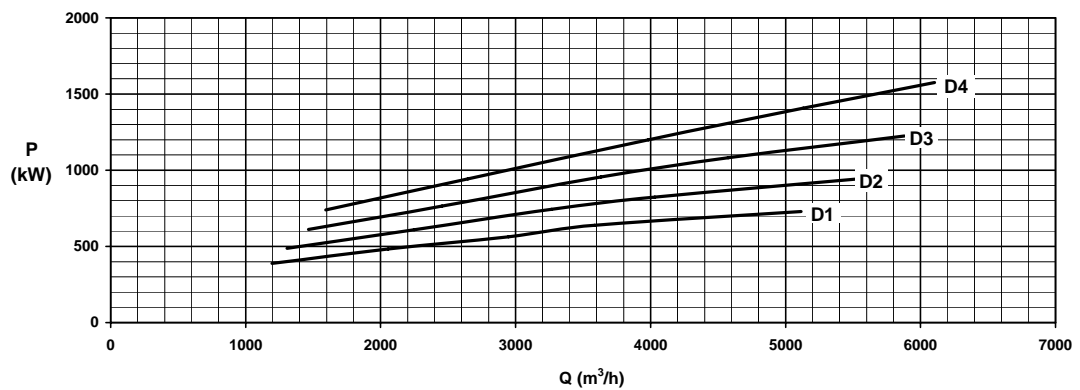
Velocidade Nominal  
 Velocidade Nominal **880 rpm**  
 Nominal Speed

D4 = 870 mm  
 D3 = 820 mm  
 D2 = 770 mm  
 D1 = 720 mm

Altura Manométrica  
 Altura Manométrica  
 Head



Potência Absorvida  
 Potencia Necesaria  
 Shaft Power



Q < Q<sub>opt.</sub> : NPSHA >= NPSH<sub>opt.</sub> + S  
 Q > Q<sub>opt.</sub> : NPSHA >= NPSH<sub>opt.</sub> + S  
 Material do rotor / Impeller material: S=0.0 (m)

Modelo do rotor / Modelo del Rodete / Impeller pattern: 24244

K-1385-B- 033

Dados válidos para densidade de 1 kg/dm<sup>3</sup> e viscosidade cinemática até 20 mm<sup>2</sup>/s.  
 Datos válidos para densidad 1 kg/dm<sup>3</sup> y viscosidad cinemática hasta 20 mm<sup>2</sup>/s.  
 Data applies to specific gravity 1.0 and kinematic viscosity up to 20 mm<sup>2</sup>/s.

Tolerâncias de performance conforme ISO 9906 grau 2.  
 Tolerancias de las curvas características según ISO 9906 grado 2.  
 Performance tolerance according to ISO 9906 grade 2.

Bomba Tipo  
 Tipo de Bomba **KSB RDL**  
 Pump Type

Tamanho  
 Tamanho **700-590 B1**  
 Size

60 Hz **KSB**

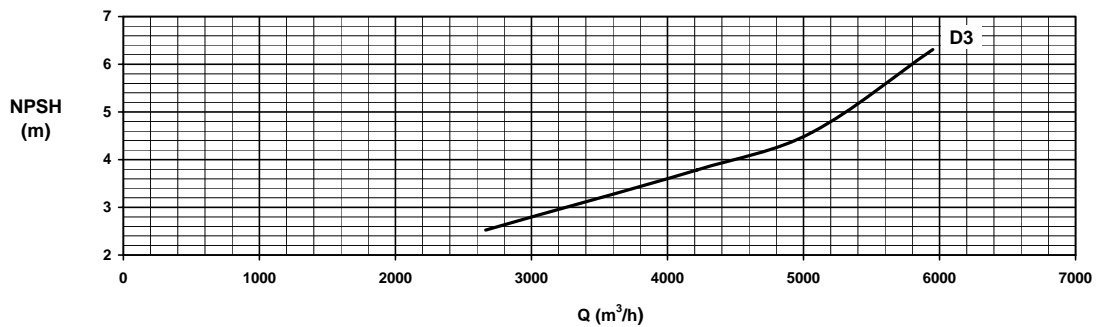
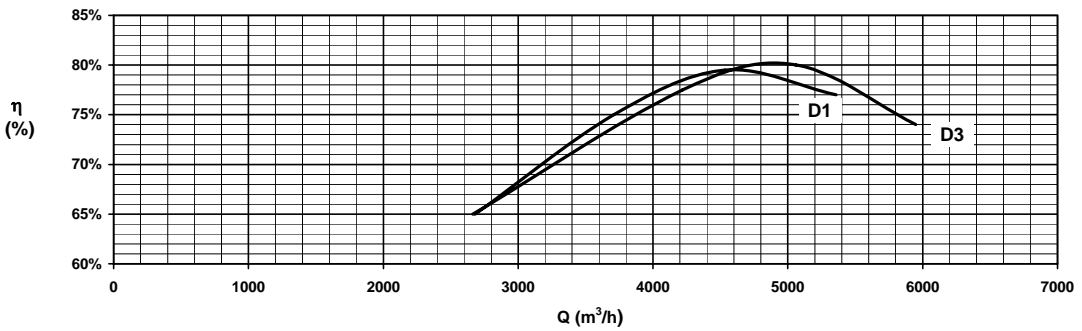
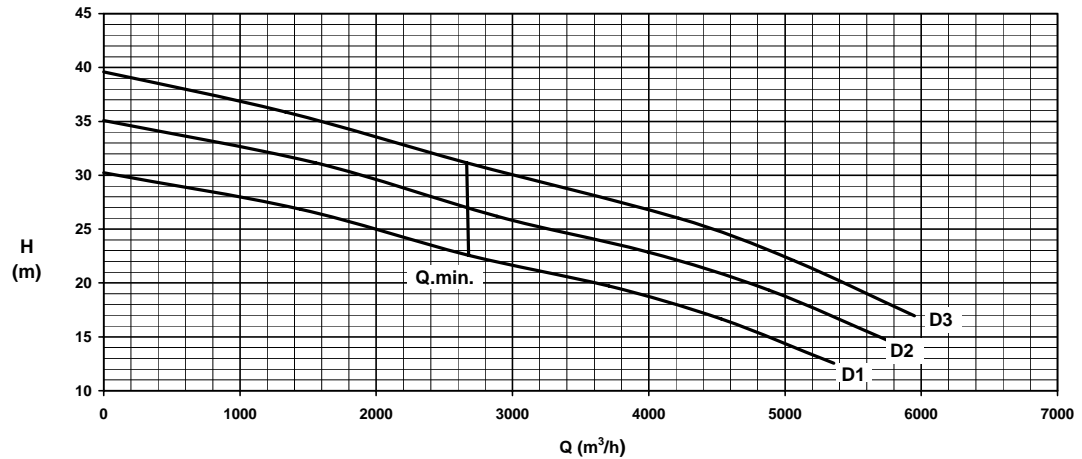
Oferta n°  
 Oferta - n°  
 Project - No.

Item n°  
 Pos. n°  
 Item - No.

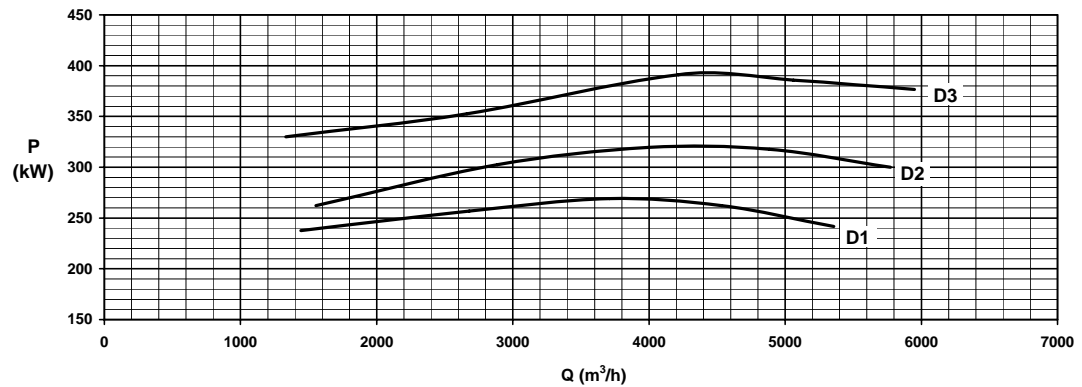
Velocidade Nominal  
 Velocidad Nominal **880 rpm**  
 Nomimal Speed

D3 = 600/585 mm  
 D2 = 575/540 mm  
 D1 = 535/500 mm

Altura Manométrica  
 Altura Manométrica  
 Head



Potência Absorvida  
 Potencia Necesaria  
 Shaft Power



Q < Q<sub>opt.</sub> : NPSHA >= NPSH<sub>opt.</sub> + S  
 Q > Q<sub>opt.</sub> : NPSHA >= NPSH<sub>opt.</sub> + S  
 Material do rotor / Impeller material: S=0.0 (m)

Modelo do rotor / Modelo del Rodete / Impeller pattern: 24682

K-1385-B- 034

Dados válidos para densidade de 1 kg/dm<sup>3</sup> e viscosidade cinemática até 20 mm<sup>2</sup>/s.  
 Datos válidos para densidad 1 kg/dm<sup>3</sup> y viscosidad cinemática hasta 20 mm<sup>2</sup>/s.  
 Data applies to specific gravity 1.0 and kinematic viscosity up to 20 mm<sup>2</sup>/s.

Tolerâncias de performance conforme ISO 9906 grau 2.  
 Tolerancias de las curvas características según ISO 9906 grado 2.  
 Performance tolerance according to ISO 9906 grade 2.

Bomba Tipo  
 Tipo de Bomba **KSB RDL**  
 Pump Type

Tamanho  
 Tamaño **800-840 A1**  
 Size

**60 Hz**  

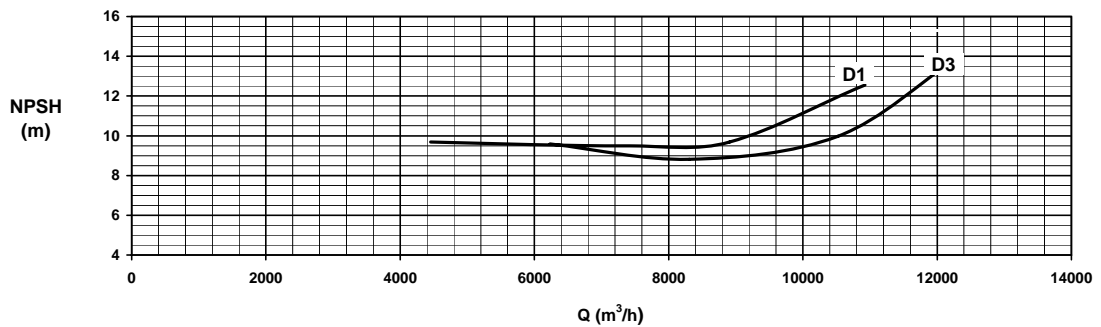
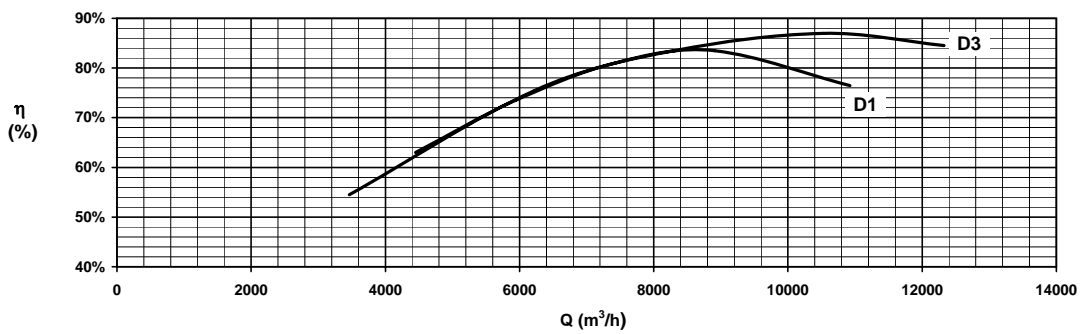
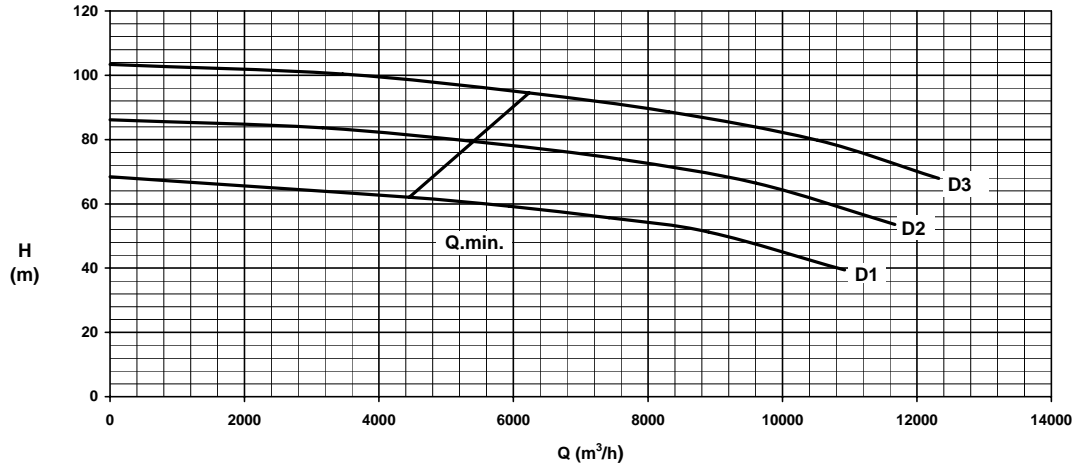

Oferta n° \_\_\_\_\_  
 Oferta - n° \_\_\_\_\_  
 Project - No. \_\_\_\_\_

Item n° \_\_\_\_\_  
 Pos. n° \_\_\_\_\_  
 Item - No. \_\_\_\_\_

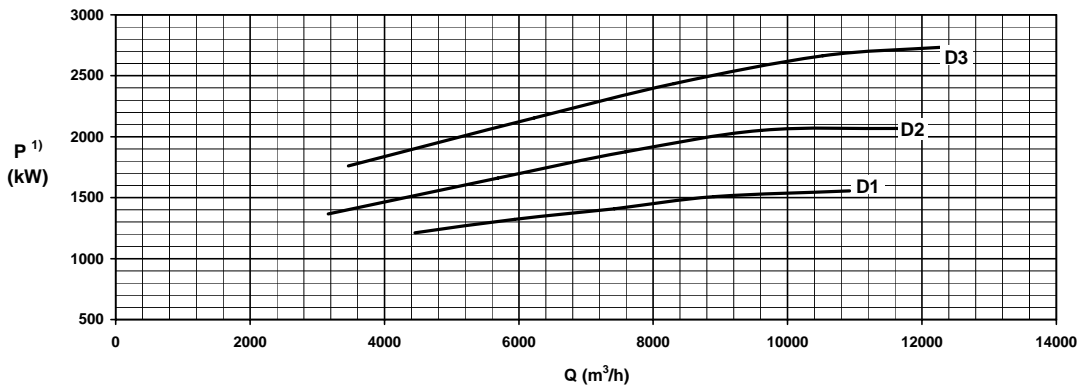
Velocidade Nominal  
 Velocidad Nominal **880 rpm**  
 Nominal Speed

D3 = 920 mm  
 D2 = 840 mm  
 D1 = 760 mm

Altura Manométrica  
 Altura Manométrica  
 Head



Potência Absorvida  
 Potencia Necesaria  
 Shaft Power



Q < Q<sub>opt.</sub>: NPSH<sub>A</sub> ≈ NPSH<sub>opt.</sub> + S  
 Q > Q<sub>opt.</sub>: NPSH<sub>A</sub> ≈ NPSH<sub>opt.</sub> + S  
 Material do rotor / Impeller material: S=0.0 (m)

Modelo do rotor / Modelo del Rodete / Impeller pattern: 24201

1) Potência máxima permitível / Potencia máxima permisible / Maximum power admissible: 1830 kW

K-1385-B- 035

Dados válidos para densidade de 1 kg/dm<sup>3</sup> e viscosidade cinemática até 20 mm<sup>2</sup>/s.  
 Datos válidos para densidad 1 kg/dm<sup>3</sup> y viscosidad cinemática hasta 20 mm<sup>2</sup>/s.  
 Data applies to specific gravity 1.0 and kinematic viscosity up to 20 mm<sup>2</sup>/s.

Tolerâncias de performance conforme ISO 9906 grau 2.  
 Tolerancias de las curvas características según ISO 9906 grado 2.  
 Performance tolerance according to ISO 9906 grade 2.

Bomba Tipo  
 Tipo de Bomba **KSB RDL**  
 Pump Type

Tamanho  
 Tamanho **800-840 B2**  
 Size

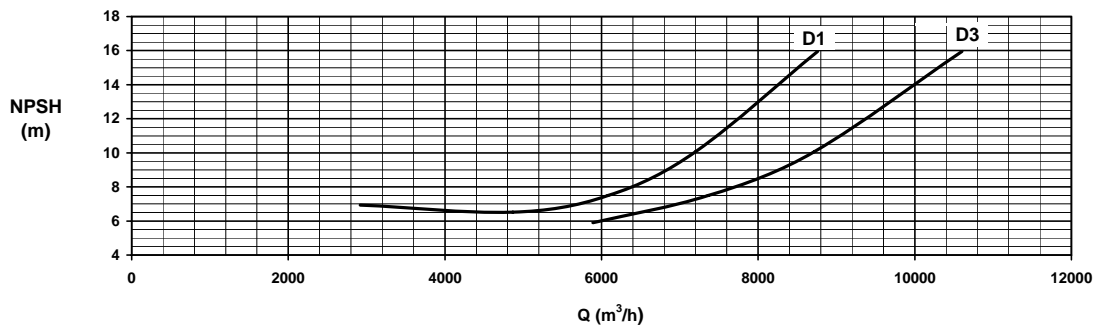
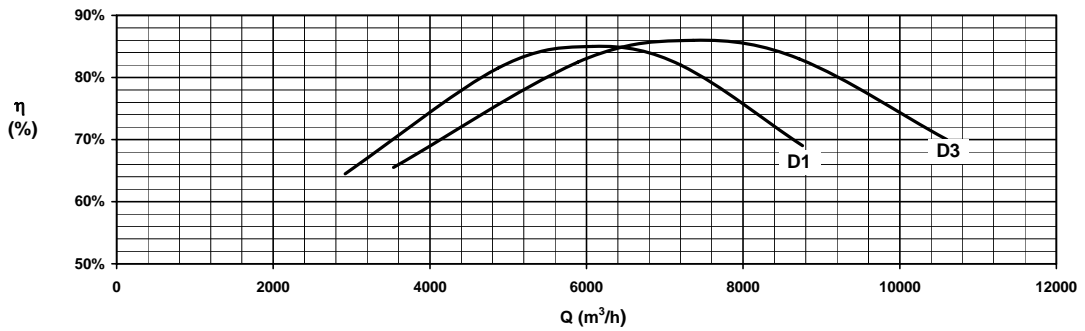
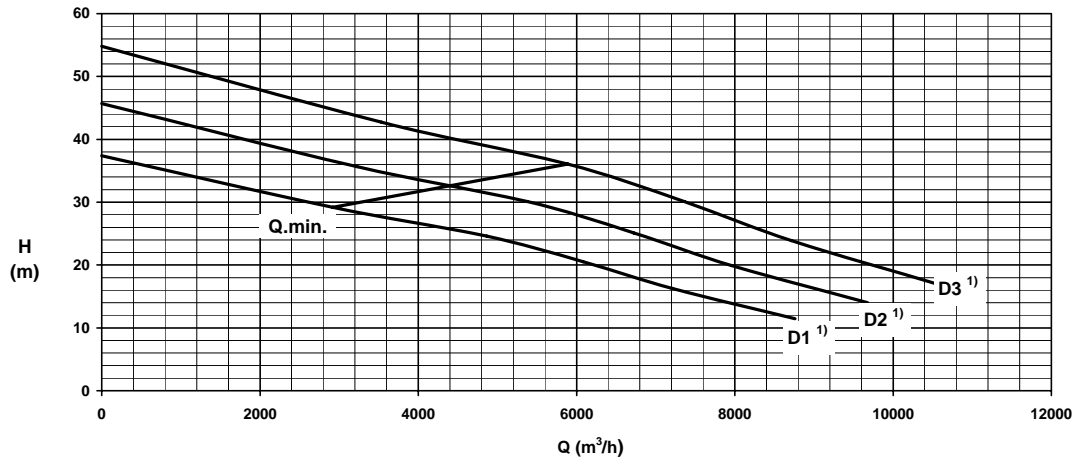
60 Hz **KSB**

Oferta n° \_\_\_\_\_  
 Oferta - n° \_\_\_\_\_  
 Project - No. \_\_\_\_\_

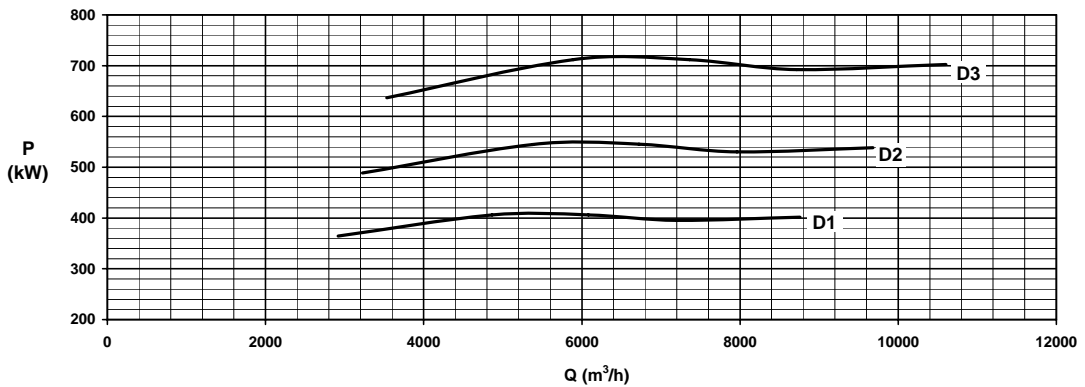
Item n° \_\_\_\_\_  
 Pos. n° \_\_\_\_\_  
 Item - No. \_\_\_\_\_

Velocidade Nominal  
 Velocidad Nominal **880 rpm**  
 Nomimal Speed

Altura Manométrica  
 Altura Manométrica  
 Head



Potência Absorvida  
 Potencia Necesaria  
 Shaft Power



Q < Q<sub>opt.</sub> : NPSHA >= NPSH<sub>opt.</sub> + S  
 Q > Q<sub>opt.</sub> : NPSHA >= NPSH<sub>opt.</sub> + S  
 Material do rotor / Impeller material: S=0.0 (m)

Modelo do rotor / Modelo del Rodete / Impeller pattern: 31026

1) Consultar KSB / Consult KSB

Dados válidos para densidade de 1 kg/dm³ e viscosidade cinemática até 20 mm²/s.  
 Datos válidos para densidad 1 kg/dm³ y viscosidad cinemática hasta 20 mm²/s.  
 Data applies to especific gravity 1.0 and kinematical viscosity up to 20 mm²/s.

Tolerâncias de performance conforme ISO 9906 grau 2.  
 Tolerancias de las curvas características según ISO 9906 grado 2.  
 Performance tolerance according to ISO 9906 grade 2.

K-1385-B- 036

Bomba Tipo  
 Tipo de Bomba **KSB RDL**  
 Pump Type

Tamanho  
 Tamanho **800-970 A1**  
 Size

60 Hz **KSB**

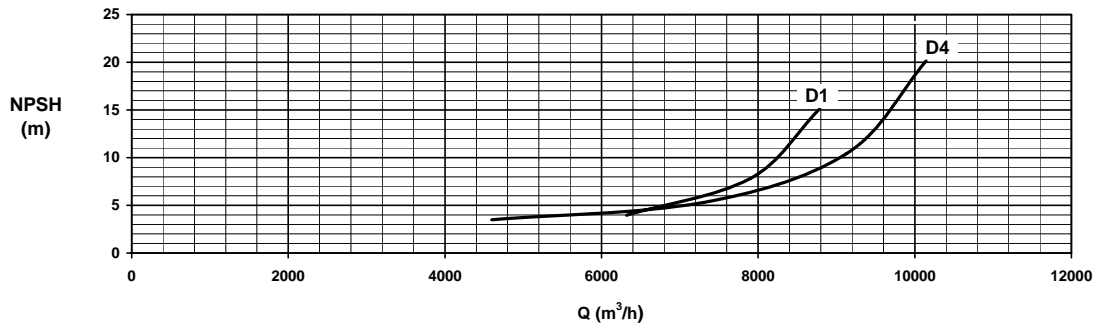
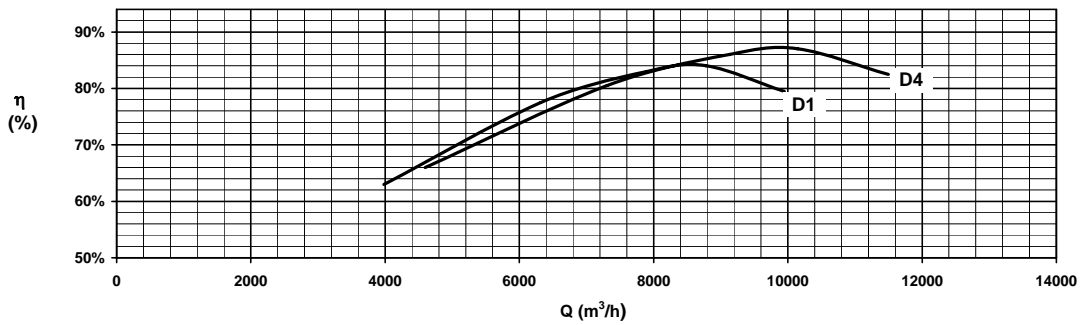
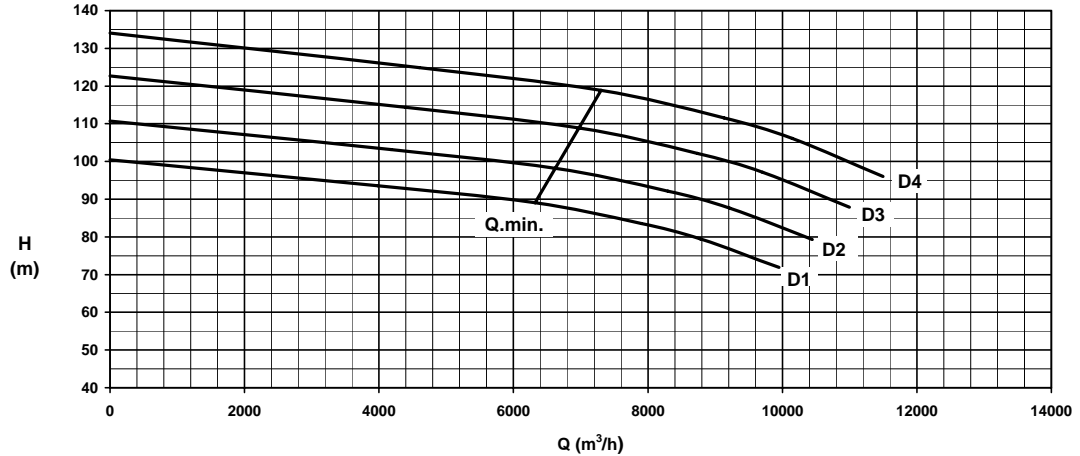
Oferta n° \_\_\_\_\_  
 Oferta - n° \_\_\_\_\_  
 Project - No. \_\_\_\_\_

Item n° \_\_\_\_\_  
 Pos. n° \_\_\_\_\_  
 Item - No. \_\_\_\_\_

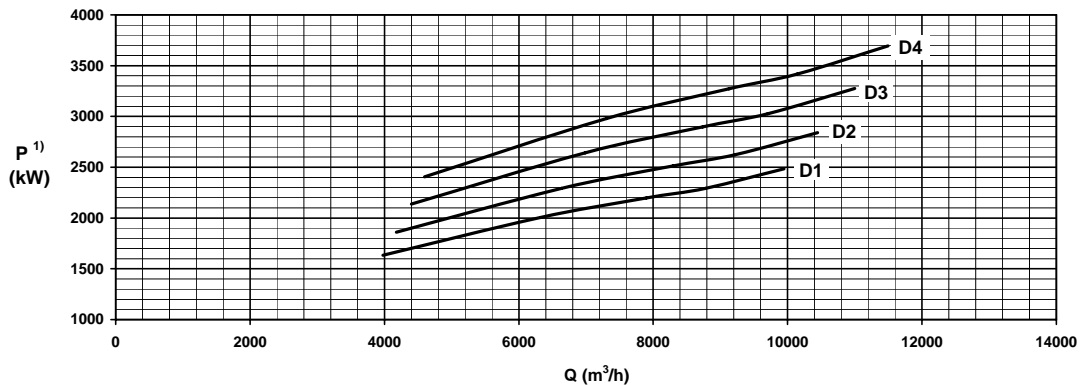
Velocidade Nominal  
 Velocidad Nominal **880 rpm**  
 Nominal Speed

D4 =1040 mm  
 D3 =995 mm  
 D2 =945 mm  
 D1 =900 mm

Altura Manométrica  
 Altura Manométrica  
 Head



Potência Absorvida  
 Potencia Necesaria  
 Shaft Power



Q < Q<sub>opt.</sub> : NPSHA >= NPSH<sub>opt.</sub> + S  
 Q > Q<sub>opt.</sub> : NPSHA >= NPSH<sub>opt.</sub> + S  
 Material do rotor / Impeller material: S=0.0 (m)

Modelo do rotor / Modelo del Rodete / Impeller pattern: 23951

1) Potência máxima permissível / Potencia máxima permisible / Maximum power admissible: 2980 kW

K-1385-B- 037

Dados válidos para densidade de 1 kg/dm<sup>3</sup> e viscosidade cinemática até 20 mm<sup>2</sup>/s.  
 Datos válidos para densidad 1 kg/dm<sup>3</sup> y viscosidad cinemática hasta 20 mm<sup>2</sup>/s.  
 Data applies to specific gravity 1.0 and kinematical viscosity up to 20 mm<sup>2</sup>/s.

Tolerâncias de performance conforme ISO 9906 grau 2.  
 Tolerancias de las curvas características según ISO 9906 grado 2.  
 Performance tolerance according to ISO 9906 grade 2.

Bomba Tipo  
 Tipo de Bomba **KSB RDL**  
 Pump Type

Tamanho  
 Tamanho **800-970 A2**  
 Size

60 Hz **KSB**

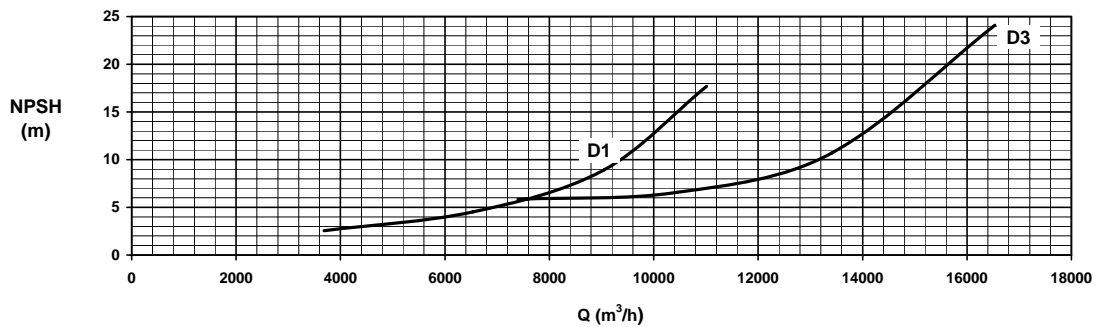
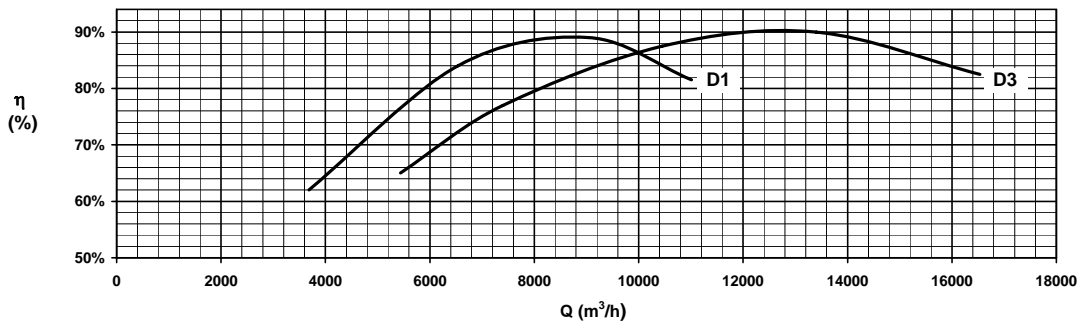
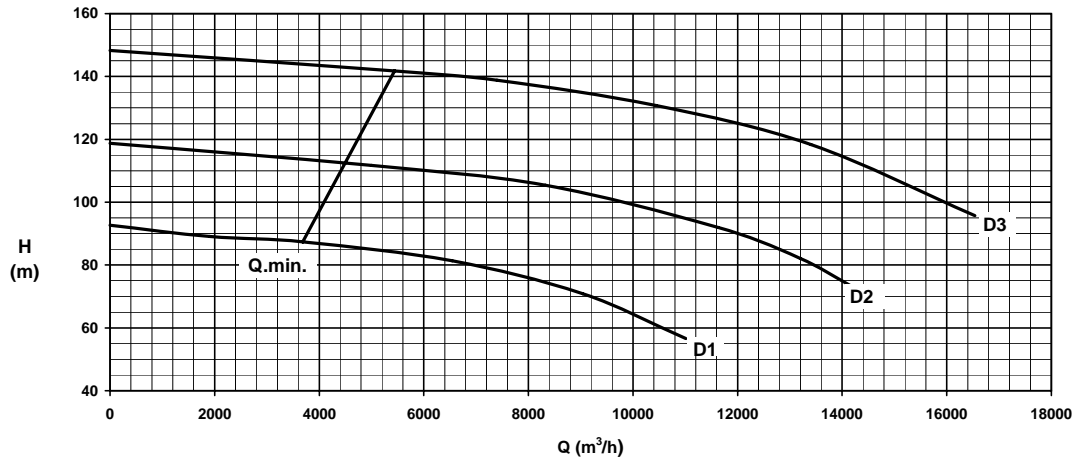
Oferta n° \_\_\_\_\_  
 Oferta - n° \_\_\_\_\_  
 Project - No. \_\_\_\_\_

Item n° \_\_\_\_\_  
 Pos. n° \_\_\_\_\_  
 Item - No. \_\_\_\_\_

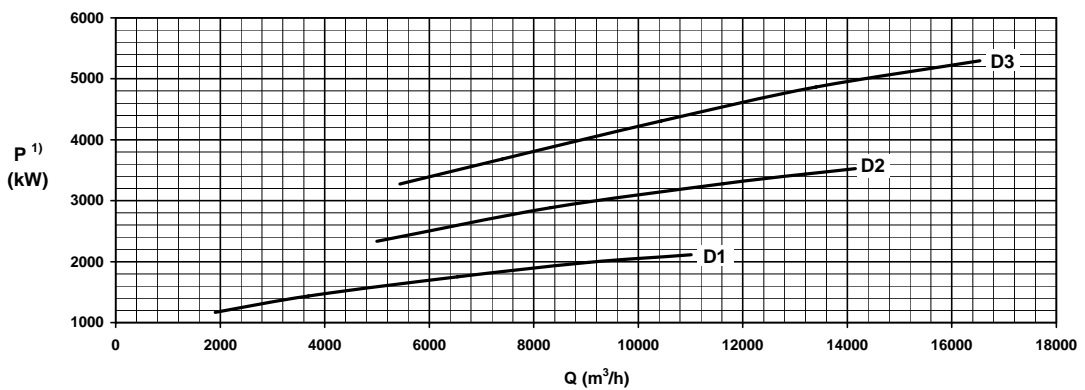
Velocidade Nominal  
 Velocidad Nominal **880 rpm**  
 Nomimal Speed

D3 = 1080 mm  
 D2 = 975 mm  
 D1 = 860 mm

Altura Manométrica  
 Altura Manométrica  
 Head



Potência Absorvida  
 Potencia Necesaria  
 Shaft Power



Q < Q<sub>opt.</sub> : NPSHA >= NPSH<sub>opt.</sub> + S  
 Q > Q<sub>opt.</sub> : NPSHA >= NPSH<sub>opt.</sub> + S  
 Material do rotor / Impeller material: S=0.0 (m)

Modelo do rotor / Modelo del Rodete / Impeller pattern: 31030

1) Potência máxima permissível / Potencia máxima permisible / Maximum power admissible: 2980 kW

K-1385-B- 038

Dados válidos para densidade de 1 kg/dm<sup>3</sup> e viscosidade cinemática até 20 mm<sup>2</sup>/s.  
 Datos válidos para densidad 1 kg/dm<sup>3</sup> y viscosidad cinemática hasta 20 mm<sup>2</sup>/s.  
 Data applies to especific gravity 1.0 and kinematical viscosity up to 20 mm<sup>2</sup>/s.

Tolerâncias de performance conforme ISO 9906 grau 2.  
 Tolerancias de las curvas características según ISO 9906 grado 2.  
 Performance tolerance according to ISO 9906 grade 2.